
Madison Gas and Electric Company

Electric Rates and Rules

Electric - Volume 4

(This Volume 4 supersedes and cancels First Revised Volume 3.)



When text is updated, the nature of the change is noted in the left margin as:

N = New Text

R = Revised Text

D = Deleted Text

M = Text moved from another sheet
due to content changes





Table of Contents - Electric Rates and Rules

| | | |
|---|-------|---|
| Table of Contents | E-1.0 | |
| Communities Served | E-1.2 | |
| Credits and Surcharges..... | E-1.3 | |
| 2005 Wisconsin Act 141 Costs..... | E-1.4 | |
| MISCELLANEOUS RATES | | |
| MSC Miscellaneous Service Charges | E-2.1 | |
| MSC-2 Miscellaneous Service Credits | E-2.2 | |
| RESIDENTIAL SERVICES | | |
| Common Terms of Service..... | E-3.0 | |
| Rg-1 Residential Service..... | E-3.1 | |
| Rg-2 Residential Time-of-Use Rate (Closed) | E-3.2 | |
| Rg-2A Residential Optional Time-of-Use Rate..... | E-3.3 | |
| Rw-1 Residential-Controlled Water Heating (Closed) | E-3.4 | |
| Rg-7 Residential Renewable Generation Net Metering Rate (Closed)..... | E-3.5 | |
| RFB-1 Renewable Flat Bill Pilot..... | E-3.6 | |
| COMMERCIAL AND INDUSTRIAL (C&I) SERVICES | | |
| Common Terms of Service..... | E-4.0 | |
| Cg-5 Small C&I Lighting and Power Service | E-4.1 | |
| Cg-3 Small C&I Optional Time-of-Use Rate (Closed)..... | E-4.2 | |
| Cg-4 C&I Time-of-Use Rate | E-4.3 | |
| Cg-2 C&I Lighting and Power Time-of-Use Rate | E-4.4 | |
| Cg-6 C&I Lighting and Power: Large Annual High Load Factor Service | E-4.5 | |
| Cp-1 C&I High Load Factor Direct Control Interruptible Service for Transmission Voltage | E-4.6 | |
| Cg-7 Small C&I Renewable Generation Net Metering Rate (Closed) | E-4.7 | |
| Cg-8 Medium C&I Renewable Generation Net Metering Rate (Closed)..... | E-4.8 | |
| Cg-5D Small Commercial Industrial Economic Development Electrical Service (Closed)..... | E-4.9 | R |
| CONTRACT SERVICES | | |
| Sp-3 University of Wisconsin Time-of-Use Rate..... | E-5.1 | |
| ICS Individual Contract Service..... | E-5.2 | |
| LIGHTING SERVICES | | |
| Common Terms of Service..... | E-6.0 | |
| GSL-1 General Streetlighting Service..... | E-6.1 | |
| OL-1 Outdoor Overhead Lighting | E-6.2 | |
| SOL Solar Overhead Lighting | E-6.3 | |
| MLS Athletic Field Lighting | E-6.4 | |
| PRODUCTION SERVICES | | |
| DC-1 Direct Connect..... | E-7.1 | R |
| MISCELLANEOUS SERVICES | | |
| Gf-1 Miscellaneous Flat Rate Service | E-8.1 | |
| Mg-2 Secondary Service for Municipal Defense Sirens | E-8.2 | |
| EV-2 Electric Vehicle Public Charging Experimental Pilot Tariff..... | E-8.3 | |
| SERVICE PROVISIONS | | |
| LLFP-1 Low Load Factor Provision | E-9.1 | |
| PVP-1 Primary Voltage Provision | E-9.2 | |



Table of Contents - Electric Rates and Rules

INTERRUPTIBLE AND CURTAILABLE SERVICE RIDERS

| | | |
|--------|--|--------|
| Is-3 | Interruptible Service Rider | E-10.1 |
| Is-4 | Direct Control Interruptible Service Rider | E-10.2 |
| STIR | Short-Term Interruptible Replacement Service | E-10.3 |
| BYOD-1 | Bring Your Own Device Service | E-10.4 |

CUSTOMER-OWNED ALTERNATIVE ENERGY SERVICE RIDERS

| | | |
|------|---|--------|
| | Common Terms of Service | E-11.0 |
| Pg-1 | Parallel Generation | E-11.1 |
| Pg-2 | Parallel Generation: Net Metering | E-11.2 |
| Pg-4 | Photovoltaic Parallel Generation (Experimental) | E-11.3 |

UTILITY-OWNED ALTERNATIVE ENERGY SERVICE RIDERS

| | | |
|-------|--|--------|
| RWE-1 | Residential Renewable Energy Program | E-12.1 |
| BWE-1 | Business Renewable Energy Program | E-12.2 |
| Cs-1 | Shared Solar Service Rider Pilot 1 | E-12.3 |
| RER-1 | Renewable Energy Rider | E-12.4 |

ENHANCED RELIABILITY SERVICE RIDERS

| | | |
|-----|---------------------------------------|--------|
| BGS | Backup Generation Service Rider | E-13.1 |
|-----|---------------------------------------|--------|

MISCELLANEOUS SERVICE RIDERS

| | | | |
|-------|---|--------|---|
| EV-1 | Home Electric Vehicle Charging Experimental Pilot Rider | E-14.1 | |
| EVF | Electrical Vehicle Fleet Pilot 1 | E-14.2 | |
| RNL-1 | New Load Market Pricing Rider (Experimental) | E-14.3 | |
| EVHC | Home Electric Vehicle Charging Rider | E-14.4 | N |
| EVF-2 | Fleet Electric Vehicle Charging Experimental Pilot Rider | E-14.5 | N |
| EV-3 | Electric Vehicle Managed Charging Rewards (Charge Ahead) Rider | E-14.6 | N |
| EV-4 | Apartment and Workplace Electric Vehicle Managed Charging Experimental Pilot Rider .. | E-14.7 | N |

CANCELED PROGRAMS

| | | |
|------|---|--------|
| Sp-4 | Oscar Mayer Foods Corporation Time-of-Use Rate (Canceled) | E-15.1 |
| Pg-3 | Renewable Distributed Generation (Experimental) (Canceled) | E-15.2 |
| SL-1 | Streetlighting Service: Company-Owned and Company-Maintained (Canceled) | E-15.3 |
| SL-2 | Streetlighting Service: Customer-Owned and Customer-Maintained (Canceled) | E-15.4 |
| SL-3 | Streetlighting Service: Customer-Owned and Company-Maintained (Canceled) | E-15.5 |

GENERAL INFORMATION

| | | |
|------------------------------------|---|--------|
| | | E-20.1 |
| Information Available to Customers | Meter Readings and Billing Periods | |
| Application for Service | Billing | |
| Responsibility for Use of Service | Payments | |
| Diversion of Service | Late Payment Charge | |
| Discontinuance of Service | Budget Payment Plan | |
| Preferred Service Charges | Meter Installations and Sealing of Meters | |
| Deposit Rule | Meter Tests | |
| Guarantee | Billing Dead Meters and Meters Showing Under-Registration | |
| Disconnection of Service | Refunds for Fast Meters | |
| Reconnection of Service | Access to Customers' Premises | |
| Reconnection Charges | Billing for Grounds | |
| Deferred Payment Agreement | Power Factor Correction Rule | |
| Dispute Procedures | Customer's Responsibility for Company's Equipment | |
| Customer Complaints | Character of Service | |
| Application of Rates | Continuity of Service | |

| | |
|---|--------|
| CUSTOMER-OWNED ELECTRIC GENERATING EQUIPMENT | E-20.2 |
|---|--------|

| | |
|-----------------------------------|--------|
| STRAY-VOLTAGE TARIFF | E-20.3 |
|-----------------------------------|--------|



Table of Contents - Electric Rates and Rules

LOW-VOLTAGE NETWORK SYSTEM E-20.4
 General
 Service Laterals
 Distribution System

METERS AND METER EQUIPMENT E-20.5
 General
 Meters and Meter Equipment
 Single-Phase Equipment
 Single-Phase Motors
 Three-Phase Equipment
 Three-Phase Motors
 Table of Figures

OVERHEAD AND UNDERGROUND EXTENSIONS E-20.6
 General
 Overhead Service Drops and Underground Service Laterals
 Overhead and Underground Distribution Extensions
 Rights-of-way, Easements, and Maintenance of Grade
 Customer's Responsibility for Damage to Company Equipment
 Abnormal Trenching Costs
 Installations Under and Through Paved and Landscaped Areas on Private Property
 Incidental Damages
 Installation of Facilities
 Applicability of Governmental Codes
 Extraordinary Investment

FORMS E-20.7
 Disconnect Notice
 Deposit Request
 Guarantee Agreement



Communities Served

DANE COUNTY

Cities

Fitchburg
Madison
Middleton
Monona

Villages

Cross Plains
Maple Bluff
McFarland
Shorewood

Towns

Berry
Black Earth
Blooming Grove
Burke
Cottage Grove
Cross Plains
Dane
Dunn

Middleton
Roxbury
Springdale
Springfield
Vermont
Verona
Westport

D



Credits and Surcharges

A fuel cost credit of \$0.01056 per kilowatt-hour applies to eligible electric energy charges in the following rate schedules for the period of October 1 through December 31, 2024: R

- Rg-1 Residential Service
- Rg-2 Residential Time-of-Use Rate (Closed)
- Rg-2A Residential Optional Time-of-Use Rate
- Rg-7 Residential Renewable Generation Net Metering Rate (Closed)
- Rw-1 Residential-Controlled Water Heating (Closed)

A fuel cost credit of \$0.01056 per kilowatt-hour applies to eligible electric energy charges in the following rate schedules for the period of October 1 through December 31, 2024: R

- Cg-3 Small Commercial and Industrial Optional Time-of-Use Rate (Closed)
- Cg-5 Small Commercial and Industrial Lighting and Power Service
- Cg-7 Small C&I Renewable Generation Net Metering Rate (Closed)
- Cg-5D Small Commercial Industrial Economic Development Electrical Service (Closed)

A fuel cost credit of \$0.01056 per kilowatt-hour applies to eligible electric energy charges in the following rate schedules for the period of October 1 through December 31, 2024: R

- Cg-2 Commercial and Industrial Lighting and Power Time-of-Use Rate
- Cg-4 Commercial and Industrial Time-of-Use Rate
- Cg-6 Commercial and Industrial Lighting and Power: Large Annual High Load Factor Service
- Cg-8 Medium C&I Renewable Generation Net Metering Rate (Closed)

A fuel cost credit of \$0.01056 per kilowatt-hour applies to eligible electric energy charges in the following rate schedules for the period of October through December 31, 2024: R

- Cp-1 C&I High Load Factor Direct Control Interruptible Service for Transmission Voltage
- Sp-3 University of Wisconsin Time-of-Use Rate
- DC-1 Direct Connect

A fuel cost credit of \$0.01056 per kilowatt-hour applies to eligible electric energy charges in the following rate schedules for the period of October through December 31, 2024: R

- Gf-1 Miscellaneous Flat Rate Service
- Mg-2 Municipal Defense Sirens
- MLS Athletic Field Lighting
- OL-1 Outdoor Overhead Lighting

A fuel cost credit of \$0.01056 per kilowatt-hour applies to eligible electric energy charges in the following rate schedules for the period of October through December 31, 2024: R

- GSL-1 Streetlighting Service: Company-Owned and Company-Maintained



2005 Wisconsin Act 141 Costs

(For informational purposes only)

Pursuant to the Order in Docket 3270-UR-125, the following rates to recover 2005 Wis. Act 141 costs are included in base rates of rate classes that contain customers not classified as large energy customers. All customers in the Cp-1 and Sp-3 rate classes are large energy customers, so the 2005 Wis. Act 141 rates listed below are not included in their base rates. Large energy customers as defined under 2005 Wis. Act 141 will be credited the charges below that are included in the base rates and will be billed a fixed monthly charge resulting from the provisions contained in the 2005 Wis. Act 141; Wis. Admin. Code § PSC 113; and Wis. Statutes § 196.374(3).

R

RATE

Nonresidential per kWh \$0.00242

R



Miscellaneous Service Charges

| | | |
|---|------------------|---|
| Distribution Extension Embedded Cost Allowances: | | |
| Per customer billed on an energy-only basis | \$886.00 | |
| Per kW of demand for energy and demand billed customers | \$134.00 | |
| Per fixture for streetlighting installations | \$60.00 | |
| | | |
| Insufficient Funds Charge | \$20.00 | |
| | | |
| Low-Voltage Network System Service Lateral Charge per Foot | \$50.00 | |
| | | |
| Preferred Service Charges: | | |
| After regular working hours or within the same half working day..... | \$30.00 | |
| | | |
| Reconnection Charges: | | |
| During regular business hours | \$42.00 | R |
| All other times, regular fee plus overtime not to exceed | \$63.00 | R |
| Reconnection at pole during regular business hours | \$84.00 | R |
| Reconnection at pole at all other times | \$168.00 | R |
| | | |
| Reserve Capacity Charge (per contracted kW per day) | \$0.04553 | |
| | | |
| Stray-Voltage Isolator Lease Rate (per month) | \$35.00 | |
| | | |
| Temporary Service Charge | \$111.00 | |



Miscellaneous Service Credits

PARALLEL GENERATION BUYBACK RATES

1. Customers not served on a time-of-use electric rate schedule:

| | Primary Service | Secondary Service | |
|---------------------------------------|--------------------|----------------------|---|
| Base energy all kWh, per kWh | \$0.04373 | \$0.04318 | R |
| Capacity adder all kWh, per kWh | \$0.00040 | \$0.00039 | R |

2. Customers served on a time-of-use electric rate schedule:

| | Primary Service | Secondary Service | |
|--|--------------------|----------------------|---|
| On-peak period 1 energy adder, per kWh | \$0.01566 | \$0.01547 | R |
| On-peak period 2 energy adder, per kWh | \$0.01566 | \$0.01547 | R |
| On-peak period 3 energy adder, per kWh | \$0.01566 | \$0.01547 | R |
| Base energy all kWh, per kWh | \$0.03870 | \$0.03822 | R |
| On-peak period 1 capacity adder, per kWh | \$0.00124 | \$0.00123 | R |
| On-peak period 2 capacity adder, per kWh | \$0.00124 | \$0.00123 | R |
| On-peak period 3 capacity adder, per kWh | \$0.00124 | \$0.00123 | R |

The base energy rates shown in Nos. 1 and 2 as well as each on-peak energy adder shown in No. 2 will be reset annually on January 1 of each year based on the hourly average Day-Ahead Locational Marginal Prices at the MGE load zone according to the Company's most recent forecast included in the relevant Fuel Cost Plan.

The capacity adders shown in Nos. 1 and 2 will be reset annually on January 1 of each year based on the most recent Midcontinent Independent System Operator (MISO) capacity auction results for the relevant Local Resource Zone, which at present is Eastern Wisconsin and Upper Michigan (Z2).

PRICING PERIOD DEFINITIONS

On-Peak Period 1 10 a.m. through 1 p.m.: Monday through Friday, excluding holidays.

On-Peak Period 2 1 p.m. through 6 p.m.: Monday through Friday, excluding holidays.

On-Peak Period 3 6 p.m. through 9 p.m.: Monday through Friday, excluding holidays.

Base Energy Period: Includes all hours of all days.

Holidays: New Year's Day, Memorial Day, Independence Day, Labor Day, Thanksgiving, and Christmas.



Residential Services - Common Terms of Service

Reserved for future use.



Residential Service

AVAILABILITY

Sixty-cycle alternating current service to residential units including separately metered apartments, private rooming houses, and fraternity and sorority houses for lighting, cooking, heating, ordinary household appliances, motors of 7.5 horsepower or less individual capacity, and all appliances which do not interfere with lighting service. The applicable commercial lighting and power rate schedules will apply to the common portion of multi-dwelling buildings when the apartments are separately metered, and to electric space-heating service furnished to such buildings if the apartments are not separately metered.

RATE (for one residential unit on one meter)

| | | |
|---|-----------|---|
| Grid connection and customer service charge per day | \$0.49315 | |
| Distribution service: All kWh, per kWh | \$0.05750 | R |
| Electricity service: All kWh, per kWh | \$0.11497 | R |

PAYMENT

Payment is due not later than the due date shown on the bill. Any Company billing charges unpaid after the due date will be subject to a late payment charge as described in the Company's electric service rules under Late Payment Charge.

MINIMUM MONTHLY CHARGE

The minimum monthly charge will be the grid connection and customer service charge multiplied by the number of days in the billing period.

SPECIAL TERMS AND PROVISIONS

1. A residential unit is defined as a separate house, apartment, flat, or other living quarters having separate bathroom, kitchen, living room, and sleeping facilities.
2. Where service to an apartment building is measured through one meter, service will be billed at the residential rate when there are four or less residential units. When the building contains five or more residential units, service will be at the appropriate commercial and industrial rate schedule. If the building has separately metered residential units, service to the public areas and for other common usage will be billed on the appropriate commercial and industrial rate schedule.
3. Customers who have their meters turned off and back on within a 12-month period will pay the minimum monthly charges, applicable to the customer, for the months while service was not being used.
4. Not more than 5,500 watts per heating unit for water heaters and space-heating equipment and snow- and ice-melting equipment will be controlled by a single thermostat or manually operated switch.



Residential Time-of-Use Rate (Closed)

AVAILABILITY

This rate schedule is for residential customers, subject to conditions of availability as specified in Rate Schedule Rg-1, as follows:

This rate schedule is closed to new applicants on and after January 1, 2021. This rate schedule is optional for all customers who qualify for residential service on this rate schedule, were on this service prior to January 1, 2021, and wish to remain on this service.

RATE

| | Summer | Winter | |
|--|-----------|-----------|---|
| Grid connection and customer service charge per day..... | \$0.49315 | \$0.49315 | |
| Distribution service: All kWh, per kWh | \$0.05750 | \$0.05750 | R |
| Electricity service: | | | |
| On-peak period 1 energy adder, per kWh..... | \$0.15964 | \$0.12537 | R |
| On-peak period 2 energy adder, per kWh..... | \$0.19037 | \$0.11894 | R |
| On-peak period 3 energy adder, per kWh..... | \$0.15790 | \$0.14796 | R |
| Base energy all kWh, per kWh..... | \$0.05650 | \$0.05650 | R |

Summer rates are effective from June 1 through September 30. All other times of the year winter rates are effective.

MINIMUM MONTHLY CHARGE

The minimum monthly charge will be the grid connection and customer service charge multiplied by the number of days in the billing period.

PAYMENT

Payment is due not later than the due date shown on the bill. Any Company billing charges unpaid after the due date will be subject to a late payment charge as described in the Company's electric service rules under Late Payment Charge.

PRICING PERIOD DEFINITIONS

| | |
|--------------------|---|
| On-Peak Period 1 | 10 a.m. through 1 p.m.: Monday through Friday, excluding holidays. |
| On-Peak Period 2 | 1 p.m. through 6 p.m.: Monday through Friday, excluding holidays. |
| On-Peak Period 3 | 6 p.m. through 9 p.m.: Monday through Friday, excluding holidays. |
| Base Energy Period | Includes all hours of all days. |
| Holidays | New Year's Day, Memorial Day, Independence Day, Labor Day, Thanksgiving, and Christmas. |



Residential Time-of-Use Rate (Closed)

CHARACTER OF SERVICE

A customer will be classified as residential in accordance with the Company's standard classifications set forth in its rates and rules and will receive service in conformance with all rules and regulations pertaining to that classification.

SPECIAL TERMS AND PROVISIONS

1. This rate schedule will apply for a minimum of one year from the date consumption under this tariff is initiated.
2. Any customer choosing to be served on this rate schedule thereby waives all rights to any billing adjustments arising from a claim that the bill for the customer's service would be cheaper on any alternative rate schedule for any period of time, including any rights under Wis. Admin. Code § PSC 113.0406(4), Reg. January 2004, No. 577.
3. If the time-of-use customer does not have an outside meter, a key must be provided to the Company or other provisions must be made to ensure access to the meter by Company personnel during normal working hours.
4. Where two or more residential units are on a single meter, one customer charge will be applied for each four residential units or fraction thereof in the premises.
5. Customers who have their meters turned off and back on within a 12-month period will pay the minimum monthly charges, applicable to the customer, for the months while service was not being used. Thereafter, the customer will no longer be eligible to receive service under this rate schedule but may choose to be served under other rate schedules they qualify to receive service under at the time the meter is turned back on.
6. Other special terms and provisions are as specified in Rate Schedule Rg-1.



Residential Optional Time-of-Use Rate

AVAILABILITY

This rate schedule is for residential customers, subject to conditions of availability as specified in Rate Schedule Rg-1, as follows:

This rate schedule is optional for customers who qualify for residential service under Rate Schedule Rg-1. Those customers who wish to be served on this rate schedule must apply to the Company for service. Customers will be placed on this rate on a first-come, first-served basis as the appropriate meters become available. Once an optional customer begins service on this rate schedule, that customer will remain on the rate for a minimum of one year.

RATE

| | Summer | Winter | |
|--|-----------|-----------|---|
| Grid connection and customer service charge per day..... | \$0.49315 | \$0.49315 | |
| Distribution service: All kWh, per kWh | \$0.05750 | \$0.05750 | R |
| Electricity service: | | | |
| On-peak period 1 energy adder, per kWh | \$0.09298 | \$0.09275 | R |
| On-peak period 2 energy adder, per kWh | \$0.10243 | \$0.08995 | R |
| On-peak period 3 energy adder, per kWh | \$0.09717 | \$0.09418 | R |
| Base energy all kWh, per kWh | \$0.07350 | \$0.07350 | R |

Summer rates are effective from June 1 through September 30. All other times of the year winter rates are effective.

MINIMUM MONTHLY CHARGE

The minimum monthly charge will be the grid connection and customer service charge multiplied by the number of days in the billing period.

PAYMENT

Payment is due not later than the due date shown on the bill. Any Company billing charges unpaid after the due date will be subject to a late payment charge as described in the Company's electric service rules under Late Payment Charge.

PRICING PERIOD DEFINITIONS

| | |
|--------------------|---|
| On-Peak Period 1 | 10 a.m. through 1 p.m.: Monday through Friday, excluding holidays. |
| On-Peak Period 2 | 1 p.m. through 6 p.m.: Monday through Friday, excluding holidays. |
| On-Peak Period 3 | 6 p.m. through 9 p.m.: Monday through Friday, excluding holidays. |
| Base Energy Period | Includes all hours of all days. |
| Holidays | New Year's Day, Memorial Day, Independence Day, Labor Day, Thanksgiving, and Christmas. |



Residential Optional Time-of-Use Rate

CUSTOMER'S ENERGY RATE

The customer's energy rate, as defined in Schedule Pg-2, for customers served on this schedule will be determined below according to the customer's net metering date (NM Date). The customer's NM Date will be determined by the customer's application date for parallel generation interconnection ("Application Date") and the date that the Company signed the Interconnection Agreement ("Interconnection Date"). If the Interconnection Date is within 180 days of the Application Date then the Application Date will be used as the Net Metering Date, otherwise the Interconnection Date will be used.

1. Only complete interconnection applications will be considered for determination of the Application Date.
2. In the case that significant delays are caused by the Company, then the Application Date will be used provided that the Interconnection Date is within 270 days instead of 180 days.

| Net Metering Date | Customer's Energy Rate |
|-------------------------|---|
| Prior to 01/01/2021 | <ul style="list-style-type: none">• Rg-1 distribution service charge• Rg-1 electricity service charge• Any applicable adjustment for cost of Rg-1 service |
| 01/01/2021 - 12/31/2024 | <ul style="list-style-type: none">• Rg-1 distribution service charge• Rg-1 electricity service charge• Any applicable adjustment for cost of Rg-1 service |

R

CHARACTER OF SERVICE

A customer will be classified as residential in accordance with the Company's standard classifications set forth in its rates and rules and will receive service in conformance with all rules and regulations pertaining to that classification.

SPECIAL TERMS AND PROVISIONS

1. This rate schedule will apply for a minimum of one year from the date consumption under this tariff is initiated.
2. Any customer choosing to be served on this rate schedule thereby waives all rights to any billing adjustments arising from a claim that the bill for the customer's service would be cheaper on any alternative rate schedule for any period of time, including any rights under Wis. Admin. Code § PSC 113.0406(4), Reg. January 2004, No. 577.
3. If the time-of-use customer does not have an outside meter, a key must be provided to the Company or other provisions must be made to ensure access to the meter by Company personnel during normal working hours.



Residential Optional Time-of-Use Rate

4. If a customer who is served under this rate schedule moves to a premises within the Company's service territory that qualifies for this service, the customer has the option to retain this service at the new premises. If the customer decides to discontinue time-of-use billing, the Company will offer time-of-use billing to the next customer on the waiting list.
5. If a customer, upon expiration of a full year on this rate schedule, decides to discontinue time-of-use billing, the Company will offer time-of-use billing to the next customer on the waiting list.
6. Where two or more residential units are on a single meter, one customer charge will be applied for each four residential units or fraction thereof in the premises.
7. Customers who have their meters turned off and back on within a 12-month period will pay the minimum monthly charges, applicable to the customer, for the months while service was not being used.
8. Other special terms and provisions are as specified in Rate Schedule Rg-1.



Residential-Controlled Water Heating (Closed)

AVAILABILITY

To residential customers as specified in Rate Schedule Rg-1 for supplementary electric water-heating service. This schedule is not available for heating water for space-heating purposes.

This rate schedule is closed to new customers as of January 1, 2015.

RATE (for one heating unit on one meter)

| | | |
|--|-----------|---|
| Grid connection and customer service charge per day..... | \$0.28000 | |
| Distribution service: All kWh, per kWh | \$0.05750 | R |
| Electricity service: All kWh, per kWh | \$0.02975 | R |

PAYMENT

Payment is due not later than the due date shown on the bill. Any Company billing charges unpaid after the due date will be subject to a late payment charge as described in the Company's electric service rules under Late Payment Charge.

MINIMUM MONTHLY CHARGE

The minimum monthly charge will be the grid connection and customer service charge multiplied by the number of days in the billing period.

SPECIAL TERMS AND PROVISIONS

1. Water heaters, except as specified in No. 2 below, will be of the automatic-storage type equipped with heating elements designed for appropriate voltage and thermostats and may be equipped with a heating element in addition to the storage heating element. Energy used under this rate schedule will be metered separately. The customer has the option of having both heating elements connected to the time switch or having the storage heating element (the lower element of the water heaters) connected to the time switch and the additional heating element (the upper element) connected to the general service meter.

This rate schedule applies to the heating elements that are controlled by a time switch furnished by the Company and under the exclusive control of the Company. The heating element(s) will be disconnected by the time switch during such time periods as the Company may determine but not to exceed eight hours per day.

2. Heat pump-type water heaters are also allowed and will be connected to the time switch.
3. All wiring and equipment, including suitable space for mounting the meter and the time switch and the conduit connections and wire necessary to connect them, will be furnished and installed by the customer. The Company will furnish the meter and the time switch and connect them to the wiring and the conduit connections provided by the customers.
4. The demand of the storage heating element of water heaters will not exceed 5.5 kW. In such cases where an additional heating element is installed, its demand will not exceed 5.5 kW, and the elements will be interlocked to prevent simultaneous operation. Heat pump-type water heaters also will not have a demand capability greater than 5.5 kW.



Residential Renewable Generation Net Metering Rate (Closed)

AVAILABILITY

This rate schedule is available to residential customers with their own renewable electric generation facilities who want to connect such facilities in parallel with the Company's system and have a fully executed Distributed Generation Interconnection Agreement effective on or before December 31, 2014. Customers with generation facilities having a capability of generating more than 20 kW are not eligible to receive service under this tariff. Eligible customers wanting to be served under this rate must notify the Company prior to January 1, 2016, of their intent. As of January 1, 2016, this rate schedule is closed to any additional customer participation. As of December 31, 2026, this rate will be canceled and all customers on this rate will be transferred to a different rate schedule that the customer is eligible to be served under.

RATE

Deliveries from the Company to the customer will be billed in accordance with the following rates.

| | | |
|---|-----------|---|
| Grid connection and customer service charge per day | \$0.35512 | |
| Distribution service: All kWh, per kWh | \$0.05750 | R |
| Electricity service: All kWh, per kWh | \$0.12250 | R |

MINIMUM MONTHLY CHARGE

The minimum monthly charge will be the grid connection and customer service charge multiplied by the number of days in the billing period.

PAYMENT

Payment is due not later than the due date shown on the bill. Any Company billing charges unpaid after the due date will be subject to a late payment charge as described in the Company's electric service rules under Late Payment Charge.

SPECIAL TERMS AND PROVISIONS

1. Service on this rate schedule will commence with the first regular meter reading following approval of the customer's application by the Company.
2. Any customer choosing to be served on this rate schedule thereby waives all rights to any billing adjustments arising from a claim that the bill for the customer's service would be cheaper on any alternative rate schedule for any period of time, including any rights under Wis. Admin. Code § PSC 113.0406(4), Reg. July 2014, No. 703.
3. Customers who have their meters turned off and back on within a 12-month period will pay the minimum monthly charges, applicable to the customer, for the months while service was not being used.



Residential Renewable Generation Net Metering Rate (Closed)

SERVICE COMPATIBILITY

The customer must generate electric power at the same characteristic, voltage, current and frequency, and number of phases as the customer receives service from the Company and will be subject to the same electric service rules as are the general service customers of the Company.

Safety of the physical well-being of all persons will be paramount under all considerations and aspects of the construction, operation, and maintenance of generating equipment operated in parallel with the Company's system.

METERING AND SERVICE FACILITIES

The customer will pay for the cost of rebuilding any Company facilities required to adequately accommodate the parallel generation system and will provide proof of compliance with all applicable local, state, and national electrical and safety codes in writing. These costs may be paid by the customer over a time period not to exceed 24 months from billing by the Company. A finance charge will be added to all amounts not paid within 30 days of billing.

If a second meter is required for net billing, the customer must pay the cost of the second meter. The cost of the second meter, including financing costs, may initially be borne by the Company but must be repaid by the customer within two years of initiation of service with a second meter.

INTERCONNECTION FACILITIES

The customer will furnish, install, operate, and maintain facilities such as manual lockable disconnect(s), relays, switches, synchronizing equipment, monitoring equipment, and control and protective devices designated by the Company as suitable for parallel operation with the Company system. Such facilities and schemes will be reviewed and approved by the Company prior to interconnection. Interconnection equipment designed to isolate the customer's generation from the Company's system will be accessible at all times to authorized Company personnel. All other equipment will be accessible to the Company periodically for routine testing.

Customer generation equipment will be of such design as to prevent undesirable effects upon the operation of standard services or equipment of the Company, its customers, or other utilities or agencies (for example, telephone, radio, or television interference, etc.).

In all respects, the generation equipment and its connection to the Company's system will conform to the guidelines and interconnection rules in Wis. Admin. Code § PSC 119.04.

CONTRACT

The Company will require a contract specifying technical and operating aspects of parallel generation. Customers have the right to appeal to the PSCW if they believe the contract required by the Company is unreasonable.



Residential Renewable Generation Net Metering Rate (Closed)

LIABILITY OF THE PARTIES

Customer will secure liability insurance that provides protection against claims for damages resulting from (1) bodily injury, including wrongful death and (2) property damage arising out of customer's ownership and/or operation of the facility. The limits of the policy will be at least \$300,000 per occurrence or prove financial responsibility by another method acceptable, and approved in writing, by the Company. The failure of the customer or the Company to enforce the minimum levels of insurance does not relieve the customer from maintaining such levels of insurance or relieve the customer of any liability. The customer will provide the Company with a certificate of insurance containing a minimum 30-day notice of cancellation prior to execution of this agreement.

Each of the parties will indemnify and save harmless the other party against any and all damages to persons or property occasioned, without the negligence of such other party, by the maintenance and operation by such parties of their respective lines and other electrical equipment.

ENERGY CREDITS

All renewable energy credits and benefits, emissions allowances, or other renewable energy, air emissions, or environmental benefits for which the customer's generation project qualifies under any existing or future applicable law relating to the project will remain the property of the customer for any energy for which the customer receives a net energy credit on its monthly bill.



Renewable Flat Bill Pilot

AVAILABILITY

This schedule is available to residential customers that voluntarily wish to pay a flat monthly rate for electricity powered by renewable energy resources. To be eligible, customers must have electric service at their premise for a minimum of 12 consecutive prior billing months. Participation is limited to customers in good standing with the Company. Customers must be eligible to receive service under Rate Schedule Rg-1.

This is a voluntary pilot program. Availability is capped at 200 accepted Renewable Flat Bill amount bill offers. Offers will be made at the sole discretion of the Company. This program can be modified by the Company subject to approval by the Public Service Commission of Wisconsin.

R

RATE

Customers will pay a monthly Flat Bill in lieu of the Grid Connection and Customer Service Charge, the Distribution Service Charge, and the Electricity Service Charge under Rate Schedule Rg-1 for a 12-month period. Customers electing to take service under this program will automatically be enrolled in the Company's Residential Renewable Energy Program and will pay the associated incremental Renewable Energy Charge for the maximum kWh of their Service Category. Customers taking service under this program are not subject to additional fuel adjustments otherwise applicable under Rate Schedule Rg-1. All other terms of service for Rate Schedule Rg-1 are applicable.

MONTHLY FLAT BILL

A Monthly Flat Bill will be personalized in consideration of individual historic usage characteristics, applicable rates, and risk profile as determined at the Company's discretion. The Monthly Flat Bill will be developed using the following factors.

- a. Qm = Weather normalized usage
- b. Qf = Usage deviation risk adjustment
- c. Ec = Standard Electricity Service charge from Rate Schedule Rg-1
- d. Dc = Distribution Service charge from Rate Schedule Rg-1
- e. Rc = Renewable Energy Charge multiplied by (1 – current renewable percentage) from Option 3 in Rate Schedule RWE-1
- f. CGc = Daily Customer Service and Grid Connection charges from Rate Schedule Rg-1
- g. Rp = Guaranteed amount adder at a maximum value of 10 percent or less

Formula:

$$Flat\ Bill = \frac{[\sum_{Mo\ 1}^{Mo\ 12} \{ [Qm(1 + Qf)] \times (Ec + Dc + Rc) \}] + 365(CGc)}{12} \times (1 + Rp)$$



Renewable Flat Bill Pilot

CONTRACT DURATION AND RENEWAL

M

Contract terms will be for a period of 12 consecutive billing months. All contracts will be evaluated and updated on an annual basis, and customers that are eligible for a renewal contract offer will automatically be enrolled in the following consecutive contract term unless they notify the Company of their option to terminate service under this program within 30 days of receiving the renewal contract offer.

SPECIAL TERMS AND PROVISIONS

1. Customers that move from their service address prior to the end of the contract term will be trued up to the difference between their actual usage under Rate Schedule Rg-1 and the amount billed under this program. If customers overpaid, they will be refunded. If customers underpaid, they will be billed the difference.
2. Customers who remain at their service address who wish to withdraw from the program prior to the end of the contract term may do so. They will be placed on Rg-1 service and be required to pay an administrative fee of \$30. Their bills for the time they were on the annual contract prior to withdrawal from the program will be trued up to the difference between their actual usage under Rate Schedule Rg-1 and the amount billed under this program. If customers overpaid, they will be refunded. If customers underpaid, they will be billed the difference.
3. If customer's recorded kWh use at the end of six (6) months exceeds expected usage by at least 50 percent, the Company may at its discretion remove the customer from the program and place the customer on RG-1 service prior to the end of the contract term. The customer will be required to pay an administrative fee of \$30. Their bills for the time they were on the annual contract prior to being removed from the program will be trued up to the difference between their actual usage under Rate Schedule Rg-1 and the amount billed under this program. Customers that underpaid will be billed the difference.
4. In the 11th month of the program, customers will be notified on their new monthly Flat Bill amount and will have the option of declining enrollment for the upcoming year.
5. This program is subject to the Special Terms and Provisions specified in Rate Schedule RWE-1.

WAIVER

Any customer choosing to be served under this program thereby waives all rights to any billing adjustments arising from a claim that a bill for a customer's service would be cheaper on any alternative rate schedule for any period of time, including any rights under Wisconsin Administrative Code PSC 113.



Commercial and Industrial Services - Common Terms of Service

Reserved for future use.



Small Commercial and Industrial Lighting and Power Service

AVAILABILITY

To any commercial customer using single-phase, 60-cycle alternating current for lighting, heating, and small motors (individual motors 7.5 horsepower or less) and all other appliances (including ranges) which do not interfere with lighting service; and for combined lighting and three-phase, 60-cycle, alternating current power service provided the single-phase load is distributed between the phases so that it will not unbalance the current per phase more than 10 percent.

This rate schedule applies to customers whose demand is 20 kW or less. A new customer initiating service with less than an estimated or actual demand of 50 kW will initially be placed on Cg-5 until the customer's demand exceeds the required demand for Cg-4, Cg-2, or Cg-6 in at least four out of 12 months, exceeds 50 kW of demand at any time, or otherwise qualifies for Cg-4, Cg-2, or Cg-6.

RATE

| | | |
|--|-----------|---|
| Grid connection and customer service charge per day..... | \$0.78584 | |
| Distribution service: All kWh, per kWh | \$0.03300 | R |
| Electricity charge: All kWh, per kWh | \$0.10977 | R |

PAYMENT

Payment is due not later than the due date shown on the bill. Any Company billing charges unpaid after the due date will be subject to a late payment charge as described in the Company's electric service rules under Late Payment Charge.

MINIMUM MONTHLY CHARGE

The minimum monthly charge will be the grid connection and customer service charge multiplied by the number of days in the billing period.

COMMERCIAL TEMPORARY SERVICE

When supplying service for a short period of time to commercial customers, such as carnivals, fairs, and festivals, the following terms and provisions apply:

1. Customer will deposit in advance of starting installation or construction work the estimated cost thereof plus the estimated cost of electrical energy to be consumed.
2. Customer will be charged for cost, including labor and materials used, plus usual charge for overhead, of making and removing the temporary connections.
3. Energy used may be measured or estimated at the option of the Company. If energy used is estimated, the estimate will be determined by multiplying the connected load by the probable number of hours' use.
4. Final adjustment of charge to customer will be made after removal of temporary construction.



Small Commercial and Industrial Lighting and Power Service

CATV AMPLIFIERS

Customers with Company-metered CATV amplifiers that wish to be served on Rate Schedule Cg-3 but lack a time-of-use meter and would otherwise qualify for service on Rate Schedule Cg-3 may instead receive a billing adjustment. This adjustment will be designed to compensate the customer the difference between what the customer was charged under this service and what they would have been charged under Rate Schedule Cg-3. This adjustment will be estimated annually by the Company and will use the most recent year of time-of-use consumption from a representative sample of customer-owned CATV amplifiers to develop a scalable time-of-use profile for a CATV amplifier. Availability of service under this provision is further limited to the availability of such a sample provided that such sample also demonstrates each CATV amplifier to have usage that is constant and relatively consistent. This service option will be closed to new customers as of January 1, 2021.

- The Company may install a time-of-use meter at any time; in this case the customer will be moved to the available Rate Schedule they qualify for service under.

SPECIAL TERMS AND PROVISIONS

Customers who have their meters turned off and back on within a 12-month period will pay the minimum monthly charges, applicable to the customer, for the months while service was not being used.



Small Commercial and Industrial Optional Time-of-Use Rate (Closed)

AVAILABILITY

This rate schedule is optional to commercial and industrial customers with a maximum monthly 15-minute demand of 20 kW or less who would otherwise qualify for Rate Schedule Cg-5. This rate schedule is closed to new customers on and after January 1, 2021. Customers who had been taking service on this schedule on that date and continue to qualify for service on this schedule may continue to do so or take service on Rate Schedules Cg-4 or Cg-5. Customers who discontinue service on or after January 1, 2021, will not be eligible for service on this schedule thereafter.

RATE

| | Summer | Winter | |
|--|-----------|-----------|---|
| Grid connection and customer service charge per day..... | \$0.78584 | \$0.78584 | |
| Distribution service: All kWh, per kWh | \$0.03300 | \$0.03300 | R |
| Electricity service: | | | |
| On-peak period 1 energy adder, per kWh..... | \$0.15103 | \$0.11656 | |
| On-peak period 2 energy adder, per kWh..... | \$0.15805 | \$0.10733 | |
| On-peak period 3 energy adder, per kWh..... | \$0.13593 | \$0.13609 | |
| Base energy all kWh, per kWh..... | \$0.06044 | \$0.06044 | |

Summer rates are effective from June 1 through September 30. Winter rates are all times of the year other than the defined summer season.

MINIMUM MONTHLY CHARGE

The minimum monthly charge will be the grid connection and customer service charge multiplied by the number of days in the billing period.

PAYMENT

Payment is due not later than the due date shown on the bill. Any Company billing charges unpaid after the due date will be subject to a late payment charge as described in the Company's electric service rules under Late Payment Charge.

PRICING PERIOD DEFINITIONS

| | |
|--------------------|---|
| On-Peak Period 1 | 10 a.m. through 1 p.m.: Monday through Friday, excluding holidays. |
| On-Peak Period 2 | 1 p.m. through 6 p.m.: Monday through Friday, excluding holidays. |
| On-Peak Period 3 | 6 p.m. through 9 p.m.: Monday through Friday, excluding holidays. |
| Base Energy Period | Includes all hours of all days. |
| Holidays: | New Year's Day, Memorial Day, Independence Day, Labor Day, Thanksgiving, and Christmas. |



Small Commercial and Industrial Optional Time-of-Use Rate (Closed)

CHARACTER OF SERVICE

A customer will be classified as commercial in accordance with the Company's standard classifications set forth in its rates and rules and will receive service in conformance with all rules and regulations pertaining to that classification.

SPECIAL TERMS AND PROVISIONS

1. Any customer choosing to be served on this rate schedule thereby waives all rights to any billing adjustments arising from a claim that the bill for the customer's service would be cheaper on any alternative rate schedule for any period of time, including any rights under Wis. Admin. Code § PSC 113.0406(4), Reg. July 2014, No. 703.
2. The meter must be located outside or in a location that is readily accessible by Company personnel during normal working hours.
3. Customers who have their meters turned off and back on within a 12-month period will pay the minimum monthly charges, applicable to the customer, for the months while service was not being used. Thereafter, the customer will no longer be eligible to receive service under this rate schedule but may choose to be served under other rate schedules they qualify to receive service under at the time service is resumed.



Commercial and Industrial Time-of-Use Rate

AVAILABILITY

Mandatory Service Provision:

This rate schedule is mandatory to new commercial and industrial customers with a maximum 15-minute demand in excess of 20 kW, but no more than 200 kW as determined in the Availability Clause of Schedule Cg-2.

If a customer's demand fluctuates above and below 20 kW, the Cg-4 rate schedule is mandatory if the 15-minute demand exceeds 20 kW in at least four out of the last 12 months. In addition, a new customer initiating service with an estimated demand of 50 kW or greater will be placed on this rate. If a customer at any time has a demand of 50 kW or greater, they will be placed on this rate schedule. Once the customer is on this rate, the customer will remain on this rate as long as they have at least one month in the last 12 months where their 15-minute demand is greater than 20 kW. If the customer's 15-minute demand remains below 20 kW for 12 consecutive months, the customer will be notified that they can opt to stay on the Cg-4 rate or be moved to the Cg-5 rate at their option as long as their demand remains below the level requiring mandatory service on this rate schedule. Customers that do not choose to be moved to Cg-5 service when they can opt to do so will be subject to the Optional Service Provision.

Optional Service Provision:

Customers who do not qualify for service under the mandatory provision of this service, or service availability requirements of other rate schedules (such as Cg-2 or Cg-6 for example), who wish to select this rate schedule as a service option may do so. All such customers (including those who qualify for Cg-5 service or are on closed Cg-3, Cg-7 or Cg-8 service) who opt in this rate schedule will be required to have meters installed that are capable of measuring KW demand and will be required to pay all charges on this rate schedule including demand charges. A customer selecting this rate schedule under this option thereby waives all rights to any billing adjustments arising from a claim that the bill for the customer's service would be cheaper on any alternative rate schedule for any period of time, including any rights under Wis. Admin. Code § PSC 113.0406(4), Reg. January 2004, No. 577.

RATE

| | Summer | Winter | |
|---|-----------|-----------|---|
| Grid connection and customer service charge per day | \$6.50000 | \$6.50000 | R |
| Distribution service: | | | |
| Customer maximum 15-minute demand per kW per day | \$0.08522 | \$0.08522 | R |
| Distribution charge, per kWh | \$0.01608 | \$0.01608 | |
| Electricity service: | | | |
| Maximum monthly on-peak 15-minute demand per kW per day | \$0.42930 | \$0.35160 | R |
| On-peak period 1 energy adder, per kWh | \$0.01849 | \$0.01826 | |
| On-peak period 2 energy adder, per kWh | \$0.02775 | \$0.01552 | |
| On-peak period 3 energy adder, per kWh | \$0.02259 | \$0.01966 | |
| Base energy: All kWh, per kWh | \$0.07398 | \$0.07398 | |

Summer rates are effective from June 1 through September 30. Winter rates are all times of the year other than the defined summer season.

RATE PROVISIONS

If a new customer satisfies the availability requirements for any or all of the following provisions, and service under such provision(s) would reduce the customer's bill, then the customer will automatically be served on such provision(s).

| Provision | Sheet |
|--------------------------------|-------|
| Low Load Factor Provision..... | E-9.1 |
| Primary Voltage Provision..... | E-9.2 |



Commercial and Industrial Time-of-Use Rate

MINIMUM MONTHLY CHARGE

The minimum monthly charge will be the grid connection and customer service charge plus the demand charge for the customer maximum 15-minute demand multiplied by the number of days in the billing period.

PAYMENT

Payment is due not later than the due date shown on the bill. Any Company billing charges unpaid after the due date will be subject to a late payment charge as described in the Company's electric service rules under Late Payment Charge.

PRICING PERIOD DEFINITIONS

| | |
|--------------------|---|
| On-Peak Period 1 | 10 a.m. through 1 p.m.: Monday through Friday, excluding holidays. |
| On-Peak Period 2 | 1 p.m. through 6 p.m.: Monday through Friday, excluding holidays. |
| On-Peak Period 3 | 6 p.m. through 9 p.m.: Monday through Friday, excluding holidays. |
| Base Energy Period | Includes all hours of all days. |
| Holidays | New Year's Day, Memorial Day, Independence Day, Labor Day, Thanksgiving, and Christmas. |

DETERMINATION OF DEMAND

1. All monthly demand and energy usage will be measured by meters installed and maintained by the Company. Estimates made by the Company, based on historic records plus known load characteristics, will be used for billing purposes if meter failure occurs.
2. The customer maximum 15-minute demand will be the greatest rate at which electrical energy has been used during any period of 15 consecutive minutes in the current or preceding 11 months.
3. The maximum on-peak 15-minute demand will be the greatest rate at which electrical energy has been used in 15 consecutive minutes during on-peak periods of the billing month.

CHARACTER OF SERVICE

For lighting and power service, 60-cycle, alternating current is provided at the voltage levels specified in the Company's electric service rules and regulations.

SPECIAL TERMS AND PROVISIONS

1. This rate schedule will remain in effect for a minimum of one year from the date consumption is initiated.
2. The meter must be located outside or in a location that is readily accessible by Company personnel during normal working hours.
3. Customers who have their meters turned off and back on within a 12-month period will pay the minimum monthly charges, applicable to the customer, for the months while service was not being used.



Commercial and Industrial Lighting and Power Time-of-Use Rate

AVAILABILITY

This rate schedule is mandatory for commercial and industrial customers with a maximum monthly 15-minute demand in excess of 200 kW. If a customer's demand fluctuates above and below 200 kW, this rate schedule is mandatory if the demand exceeds 200 kW in at least four out of 12 months. Customers will not be removed from this rate schedule unless their maximum monthly 15-minute demand remains below 200 kW for 12 consecutive months.

If a customer receives service through more than one electric meter at a single location, the amount of electricity (demand and energy) supplied through all such meters will be combined in applying this rate when the criteria set forth in Combining Meters, below, are met.

RATE

| | <u>Summer</u> | <u>Winter</u> | |
|--|---------------|---------------|---|
| Grid connection and customer service charge per day..... | \$15.00000 | \$15.00000 | R |
| Distribution service: | | | |
| Customer maximum 15-minute demand per kW per day..... | \$0.10717 | \$0.10717 | R |
| Distribution charge per kWh | \$0.01470 | \$0.01470 | |
| Electricity service: | | | |
| Maximum monthly on-peak 15-minute demand per kW per day..... | \$0.48020 | \$0.39680 | R |
| On-peak period 1 energy adder, per kWh | \$0.02177 | \$0.02154 | |
| On-peak period 2 energy adder, per kWh | \$0.03103 | \$0.01880 | |
| On-peak period 3 energy adder, per kWh | \$0.02587 | \$0.02294 | |
| Base energy: All kWh, per kWh | \$0.06894 | \$0.06894 | |

Summer rates are effective from June 1 through September 30. Winter rates are all times of the year other than the defined summer season.

RATE PROVISIONS

If a new customer satisfies the availability requirements for any or all of the following provisions, and service under such provision(s) would reduce the customer's bill, then the customer will automatically be served on such provision(s).

| <u>Provision</u> | <u>Sheet</u> |
|--------------------------------|--------------|
| Low Load Factor Provision..... | E-9.1 |
| Primary Voltage Provision..... | E-9.2 |

MINIMUM MONTHLY CHARGE

The minimum monthly charge will be the grid connection and customer service charge plus the demand charge for the customer maximum 15-minute demand multiplied by the number of days in the billing period.

PAYMENT

Payment is due not later than the due date shown on the bill. Any Company billing charges unpaid after the due date will be subject to a late payment charge as described in the Company's electric service rules under Late Payment Charge.



Commercial and Industrial Lighting and Power Time-of-Use Rate

PRICING PERIOD DEFINITIONS

| | |
|--------------------|---|
| On-Peak Period 1 | 10 a.m. through 1 p.m.: Monday through Friday, excluding holidays. |
| On-Peak Period 2 | 1 p.m. through 6 p.m.: Monday through Friday, excluding holidays. |
| On-Peak Period 3 | 6 p.m. through 9 p.m.: Monday through Friday, excluding holidays. |
| Base Energy Period | Includes all hours of all days. |
| Holidays | New Year's Day, Memorial Day, Independence Day, Labor Day, Thanksgiving, and Christmas. |

DETERMINATION OF DEMAND

1. All monthly demand and energy usage will be measured by recording demand meters installed and maintained by the Company. Estimates made by the Company, based on historic records plus known load characteristics, will be used for billing purposes if meter failure occurs.
2. The customer maximum 15-minute demand will be the greatest rate at which electrical energy has been used during any period of 15 consecutive minutes in the current or preceding 11 billing months.
3. The maximum on-peak 15-minute demand will be the greatest rate at which electrical energy has been used during any on-peak period of 15 consecutive minutes in the billing month.

CHARACTER OF SERVICE

For lighting and power service, 60-cycle, alternating current is provided at the voltage levels specified in the Company's electric service rules and regulations.

SPECIAL TERMS AND PROVISIONS

1. Customers who have their meters turned off and back on within a 12-month period will pay the minimum monthly charges, applicable to the customer, for the months while service was not being used.
2. New customers initiating service served under this rate schedule will be placed on this rate schedule when their initial demand exceeds 400 kW. When the new customer's demand is between 200 and 400 kW in the initial months of service, the customer will have the option of being placed on Cg-4 Level B rates until the customer has four months with demands in excess of 200 kW.

HIGH TEST DEMAND WAIVER

This waiver is applicable to infrequent and short duration tests of customer loads in excess of 200 kW. The customer must request and get approval from the Company prior to receiving a waiver for any increase in their on-peak demand charges caused by the test load.



Commercial and Industrial Lighting and Power: Large Annual High Load Factor Service

AVAILABILITY

This rate schedule is available for commercial and industrial customers with a customer maximum monthly 15-minute demand in excess of 1,000 kW and a minimum annual load factor of 60 percent.

If a customer receives service through more than one electric meter at a single location, the amount of electricity (demand and energy) supplied through all such meters will be combined in applying this rate when the criteria set forth in Combining Meters, below, are met.

RATE

| | <u>Summer</u> | <u>Winter</u> | |
|---|---------------|---------------|---|
| Grid connection and customer service charge per day | \$30.00000 | \$30.00000 | R |
| Distribution service: | | | |
| Customer maximum 15-minute demand per kW per day | \$0.10717 | \$0.10717 | R |
| Distribution charge per kWh | \$0.00864 | \$0.00864 | |
| Electricity service: | | | |
| Maximum monthly on-peak 15-minute demand per kW per day | \$0.48904 | \$0.40050 | R |
| On-peak period 1 energy adder, per kWh | \$0.02022 | \$0.01999 | |
| On-peak period 2 energy adder, per kWh | \$0.02948 | \$0.01725 | |
| On-peak period 3 energy adder, per kWh | \$0.02432 | \$0.02139 | |
| Base energy all kWh, per kWh | \$0.06838 | \$0.06838 | |

Summer rates are effective from June 1 through September 30. Winter rates are all times of the year other than the defined summer season.

RATE PROVISIONS

If a new customer satisfies the availability requirements for any or all of the following provisions, and service under such provision(s) would reduce the customer's bill, then the customer will automatically be served on such provision(s).

| <u>Provision</u> | <u>Sheet</u> |
|--------------------------------|--------------|
| Low Load Factor Provision..... | E-9.1 |
| Primary Voltage Provision..... | E-9.2 |

MINIMUM MONTHLY CHARGE

The minimum monthly charge will be the grid connection and customer service charge plus the demand charge for the customer maximum 15-minute demand multiplied by the number of days in the billing period.

PAYMENT

Payment is due not later than the due date shown on the bill. Any Company billing charges unpaid after the due date will be subject to a late payment charge as described in the Company's electric service rules under Late Payment Charge.

PRICING PERIOD DEFINITIONS

| | |
|--------------------|---|
| On-Peak Period 1 | 10 a.m. through 1 p.m.: Monday through Friday, excluding holidays. |
| On-Peak Period 2 | 1 p.m. through 6 p.m.: Monday through Friday, excluding holidays. |
| On-Peak Period 3 | 6 p.m. through 9 p.m.: Monday through Friday, excluding holidays. |
| Base Energy Period | Includes all hours of all days. |
| Holidays | New Year's Day, Memorial Day, Independence Day, Labor Day, Thanksgiving, and Christmas. |



Commercial and Industrial Lighting and Power: Large Annual High Load Factor Service

DETERMINATION OF DEMAND

1. All monthly demand and energy usage will be measured by recording demand meters installed and maintained by the Company. Estimates made by the Company, based on historic records plus known load characteristics, will be used for billing purposes if meter failure occurs.
2. The customer maximum 15-minute demand will be the greatest rate at which electrical energy has been used during any period of 15 consecutive minutes in the current or preceding 11 billing months. A customer will no longer qualify for this rate schedule if the customer maximum 15-minute demand is not greater than 1,000 kW. When that occurs, the customer will be transferred to the applicable rate schedule.
3. The maximum on-peak 15-minute demand will be the greatest rate at which electrical energy has been used during any on-peak period of 15 consecutive minutes in the billing month.

DETERMINATION OF 60 PERCENT LOAD FACTOR MINIMUM

Load factor as used in this rate schedule will be defined by the following formula:

$$\frac{\text{Annual kWh}}{\text{Customer Maximum 15-Minute Demand} \times 8,760} = \text{Load Factor}$$

In order to qualify for the rate, a customer must have a minimum annual load factor of 60 percent based on actual or estimated usage. Estimated usage will be used only when there is a new customer without 12 months of usage.

A customer will no longer qualify for this rate schedule based on the load factor criteria when the annual load factor as calculated above falls below 0.60 for 12 consecutive billing months. The customer will be transferred back to the Cg-2 rate schedule when that occurs.

Customers can be transferred to Cg-2 at any time when it is determined that the Cg-2 rate is cheaper for the customer on an annual basis.

CHARACTER OF SERVICE

For lighting and power service, 60-cycle, alternating current is provided at the voltage levels specified in the Company's electric service rules and regulations.

SPECIAL TERMS AND PROVISIONS

Customers who have their meters turned off and back on within a 12-month period will pay the minimum monthly charges, applicable to the customer, for the months while service was not being used.

HIGH TEST DEMAND WAIVER

This waiver is applicable to infrequent and short duration tests of customer loads in excess of 200 kW. The customer must request and get approval from the Company prior to receiving a waiver for any increase in their on-peak demand charges caused by the test load.



C&I High Load Factor Direct Control Interruptible Service for Transmission Voltage

AVAILABILITY

Available to commercial and industrial customers served at 69,000 volts or higher from existing facilities capable of providing this service with a minimum interruptible 15-minute demand in excess of 10,000 kW. The load is instantaneously interruptible with a control switch located in the Company's power supply office and is at a minimum annual load factor of 90 percent. Firm service requirements, if any, will be served under the applicable rate schedule and be separately metered.

RATE

| | Summer | Winter | |
|---|------------|------------|---|
| Customer charge per day | \$32.00000 | \$32.00000 | R |
| Electricity service (sum of the following): | | | |
| Maximum monthly demand per kW per day | \$0.16200 | \$0.13800 | R |
| On-peak period 1 energy adder, per kWh..... | \$0.02240 | \$0.01317 | |
| On-peak period 2 energy adder, per kWh..... | \$0.02496 | \$0.01274 | |
| On-peak period 3 energy adder, per kWh..... | \$0.01824 | \$0.01755 | |
| Base energy all kWh, per kWh..... | \$0.04976 | \$0.04976 | |

Summer rates are effective from June 1 through September 30. Winter rates are all times of the year other than the defined summer season.

MINIMUM MONTHLY CHARGE

The minimum monthly charge will be the customer charge plus the demand charge for the maximum monthly 15-minute demand.

PAYMENT

Payment is due not later than the due date shown on the bill. Any Company billing charges unpaid after the due date will be subject to a late payment charge as described in the Company's electric service rules under Late Payment Charge.

PRICING PERIOD DEFINITIONS

- On-Peak Period 1 10 a.m. through 1 p.m.: Monday through Friday, excluding holidays.
- On-Peak Period 2 1 p.m. through 6 p.m.: Monday through Friday, excluding holidays.
- On-Peak Period 3 6 p.m. through 9 p.m.: Monday through Friday, excluding holidays.
- Base Energy Period Includes all hours of all days.
- Holidays New Year's Day, Memorial Day, Independence Day, Labor Day, Thanksgiving, and Christmas.



C&I High Load Factor Direct Control Interruptible Service for Transmission Voltage

DETERMINATION OF DEMAND

1. All monthly demand and energy usage will be measured by recording demand meters installed and maintained by the Company. Estimates made by the Company based on historic records plus known load characteristics will be used for billing purposes if meter failure occurs.
2. The maximum monthly 15-minute demand will be the greatest rate at which electrical energy has been used during any period of 15 consecutive minutes in the billing month.
3. Power Factor. The customer will maintain a power factor during periods of on-peak energy use of not less than 85 percent as determined by measurement or test. If the power factor determined by such test or measurement is less than 85 percent, the customer will be so notified in writing. If, within 240 days of such notice, the customer has not installed such power factor corrective devices of proper type as are required to bring the power factor during periods of on-peak energy use up to 85 percent, the measured on-peak kW demands used for billing purposes thereafter will be determined by multiplying the registered on-peak demand in kW by the ratio: 85 percent/actual power factor. All motors over 100 hp will maintain a power factor in excess of 92 percent at 90 percent of full load or output.

DETERMINATION OF 90 PERCENT LOAD FACTOR MINIMUM

Load factor as used in this rate schedule will be defined by the following formula:

$$\frac{\text{Annual kWh}}{\text{Max. Monthly On-Peak 15-Minute Demand} \times \text{Annual Hours}} = \text{Load Factor}$$

Where: Annual Hours = Total days in the most recent 12 billing periods x 24 hours.

In order to qualify for the rate, a customer must have a minimum annual load factor of 90 percent based on actual or estimated usage. The annual billing hours used in the calculation will be reduced to accommodate up to two weeks of scheduled maintenance by the customer.

Customers will no longer qualify for this rate schedule based on the load factor criteria when the annual load factor as calculated above falls below 0.90 for 12 consecutive billing months.

CONDITIONS OF DELIVERY

1. A customer receiving service under this schedule must enter into a contract for a minimum of 15 years. If after the initial 15-year term the customer desires to convert its interruptible service to firm service, the customer must notify the Company five years in advance of such conversion. The Company may waive the five-year requirement if sufficient capacity is available on its system to provide firm service.
2. The customer will, at their expense, install all apparatus and materials necessary for the proper utilization of the power furnished by the Company, including disconnect means and monitoring equipment. All such apparatus will conform to the Company's rules and regulations and will be kept in suitable operating condition at all times. The customer's circuits are to be arranged so that none of the interruptible load can be transferred to service furnished under any other rate.
3. The availability of service under this rate for new customers may be limited at the discretion of the Company. Service under this rate may be refused if the Company believes the load to be interrupted will not provide adequate load reduction when the Company desires interruption. The customer has the right to appeal Company decisions to the PSCW.



C&I High Load Factor Direct Control Interruptible Service for Transmission Voltage

CONDITIONS OF DELIVERY (continued)

4. Service under this rate will be subject to interruption at the sole discretion of the Company, and the Company will have remote operation of the customer's switch from the Company's power supply office. There will be no less than one interruption per calendar year. Interruptions due to lightning, wind, and other causes other than intentional interruptions by the Company will not be considered in determining the hours or frequency of interruption.
5. The customer will pay \$35 per kW for each instance of unauthorized use of electricity during a period of interruption of service ordered by the Company. The Company may suspend service under this rate if the customer repeatedly uses service during periods of interruption and thereafter serve the customer under the appropriate rate.
6. A customer operating electric generating equipment will not connect it in parallel with the Company's system without the written consent of the Company nor without providing, at their expense, protective and synchronizing equipment satisfactory to the Company.
7. The customer will pay, in advance of construction, all costs estimated by the Company for facilities required to connect the customer to the Company's existing system.
8. The Company will not be liable for any damages sustained by customer because of interruptions, deficiencies, or imperfections of electric service provided under this rate.
9. Interruptible service will not be used as standby for any other forms of energy or fuel.
10. Service under this rate will be furnished only in accordance with the electric rules and regulations of the Company.
11. Energy furnished under this rate will not be resold.

BUY-THROUGH CONDITIONS

1. Customers will be subject to buy-throughs. A buy-through will be called if the day-ahead Locational Marginal Price (LMP) applicable for the MGE load zone for at least two consecutive hours exceeds \$100 per MWh. Customers will be electronically notified at least four hours in advance of a buy-through. Customers will be informed at the time of the notification of the time of the buy-through and the hourly price of the buy-through. Multiple buy-through periods can be called for on any day.
2. The buy-through price will equal Midcontinent Independent System Operator day-ahead LMP price plus 10 percent for ancillary and administrative costs.
3. The Company can call a buy-through and change it to an interruption if there are capacity constraints. If this occurs, customers on this tariff are subject to penalty for any unauthorized use of electricity.



**Small Commercial and Industrial Renewable
Generation Net Metering Rate (Closed)**

AVAILABILITY

This rate schedule is available to small commercial and industrial customers with renewable generating facilities with demands of 20 kW or less who want to connect such facilities in parallel with the Company's system and have a fully executed Distributed Generation Interconnection Agreement effective on or before December 31, 2014. Customers with generation facilities having a capability of generating more than 20 kW are not eligible to receive service under this tariff. Eligible customers wanting to be served under this rate must notify the Company prior to January 1, 2016, of their intent. As of January 1, 2016, this rate schedule is closed to any additional customer participation. As of December 31, 2026, this rate will be canceled and all customers on this rate will be transferred to a different rate schedule that the customer is eligible to be served under.

RATE

Deliveries from the Company to the customer will be billed in accordance with the following rates.

| | | |
|---|-----------|---|
| Grid connection and customer service charge per day | \$0.34308 | |
| Distribution service: All kWh, per kWh | \$0.02711 | R |
| Electricity service: All kWh, per kWh | \$0.12739 | R |

MINIMUM MONTHLY CHARGE

The minimum monthly charge will be the grid connection and customer service charge multiplied by the number of days in the billing period.

PAYMENT

Payment is due not later than the due date shown on the bill. Any Company billing charges unpaid after the due date will be subject to a late payment charge as described in the Company's electric service rules under Late Payment Charge.

SPECIAL TERMS AND PROVISIONS

1. Service on this rate schedule will commence with the first regular meter reading following approval of the customer's application by the Company.
2. Any customer choosing to be served on this rate schedule thereby waives all rights to any billing adjustments arising from a claim that the bill for the customer's service would be cheaper on any alternative rate schedule for any period of time, including any rights under Wis. Admin. Code § PSC 113.0406(4), Reg. July 2014, No. 703.
3. Customers who have their meters turned off and back on within a 12-month period will pay the minimum monthly charges, applicable to the customer, for the months while service was not being used.



Small Commercial and Industrial Renewable Generation Net Metering Rate (Closed)

SERVICE COMPATIBILITY

The customer must generate electric power at the same characteristic, voltage, current and frequency, and number of phases as the customer receives service from the Company and will be subject to the same electric service rules as are the general service customers of the Company.

Safety of the physical well-being of all persons will be paramount under all considerations and aspects of the construction, operation, and maintenance of generating equipment operated in parallel with the Company's system.

METERING AND SERVICE FACILITIES

The customer will pay for the cost of rebuilding any Company facilities required to adequately accommodate the parallel generation system and will provide proof of compliance with all applicable local, state, and national electrical and safety codes in writing. These costs may be paid by the customer over a time period not to exceed 24 months from billing by the Company. A finance charge will be added to all amounts not paid within 30 days of billing.

If a second meter is required for net billing, the customer must pay the cost of the second meter. The cost of the second meter, including financing costs, may initially be borne by the Company but must be repaid by the customer within two years of initiation of service with a second meter.

INTERCONNECTION FACILITIES

The customer will furnish, install, operate, and maintain facilities such as manual lockable disconnect(s), relays, switches, synchronizing equipment, monitoring equipment, and control and protective devices designated by the Company as suitable for parallel operation with the Company system. Such facilities and schemes will be reviewed and approved by the Company prior to interconnection. Interconnection equipment designed to isolate the customer's generation from the Company's system will be accessible at all times to authorized Company personnel. All other equipment will be accessible to the Company periodically for routine testing.

Customer generation equipment will be of such design as to prevent undesirable effects upon the operation of standard services or equipment of the Company, its customers, or other utilities or agencies (for example, telephone, radio, or television interference, etc.).

In all respects, the generation equipment and its connection to the Company's system will conform to the guidelines and interconnection rules in Wis. Admin. Code § PSC 119.04.

CONTRACT

The Company will require a contract specifying technical and operating aspects of parallel generation. Customers have the right to appeal to the PSCW if they believe the contract required by the Company is unreasonable.



**Small Commercial and Industrial Renewable
Generation Net Metering Rate (Closed)**

LIABILITY OF THE PARTIES

Customer will secure liability insurance that provides protection against claims for damages resulting from (1) bodily injury, including wrongful death and (2) property damage arising out of customer's ownership and/or operation of the facility. The limits of the policy will be at least \$300,000 per occurrence or prove financial responsibility by another method acceptable, and approved in writing, by the Company. The failure of the customer or the Company to enforce the minimum levels of insurance does not relieve the customer from maintaining such levels of insurance or relieve the customer of any liability. The customer will provide the Company with a certificate of insurance containing a minimum 30-day notice of cancellation prior to execution of this agreement.

Each of the parties will indemnify and save harmless the other party against any and all damages to persons or property occasioned, without the negligence of such other party, by the maintenance and operation by such parties of their respective lines and other electrical equipment.

ENERGY CREDITS

All renewable energy credits and benefits, emissions allowances, or other renewable energy, air emissions, or environmental benefits for which the customer's generation project qualifies under any existing or future applicable law relating to the project will remain the property of the customer for any energy for which the customer receives a net energy credit on its monthly bill.



Medium Commercial and Industrial Renewable Generation Net Metering Rate (Closed)

AVAILABILITY

This rate schedule is available to medium commercial and industrial customers (20 to 200 kW) with renewable generating facilities who want to connect such facilities in parallel with the Company's system and have a fully executed Distributed Generation Interconnection Agreement effective on or before December 31, 2014. Eligible customers wanting to be served under this rate must notify the Company prior to January 1, 2016, of their intent. As of January 1, 2016, this rate schedule is closed to any additional customer participation. As of December 31, 2026, this rate will be canceled and all customers on this rate will be transferred to a different rate schedule that the customer is eligible to be served under.

RATE

Deliveries from the Company to the customer will be billed in accordance with the following rates.

| | | | |
|---|---------------|---------------|---|
| Grid connection and customer service charge: | <u>Summer</u> | <u>Winter</u> | |
| | \$1.85000 | \$1.85000 | R |
| Distribution service: | | | |
| Customer maximum 15-minute demand per kW per day | \$0.08576 | \$0.08576 | R |
| Distribution charge per kWh | \$0.02270 | \$0.02270 | |
| Electricity service: | | | |
| Maximum monthly on-peak 15-minute demand per kW per day | \$0.42890 | \$0.34968 | R |
| On-peak period 1 energy adder, per kWh | \$0.05758 | \$0.05092 | |
| On-peak period 2 energy adder, per kWh | \$0.06270 | \$0.05044 | |
| On-peak period 3 energy adder, per kWh | \$0.05758 | \$0.05118 | |
| Base energy all kWh, per kWh | \$0.06667 | \$0.06667 | |

Summer rates are effective from June 1 through September 30. Winter rates are all times of the year other than the defined summer season.

MINIMUM MONTHLY CHARGE

The minimum monthly charge will be the grid connection and customer service charge plus the demand charge for the customer maximum 15-minute demand multiplied by the number of days in the billing period.

PAYMENT

Payment is due not later than the due date shown on the bill. Any Company billing charges unpaid after the due date will be subject to a late payment charge as described in the Company's electric service rules under Late Payment Charge.



Medium Commercial and Industrial Renewable Generation Net Metering Rate (Closed)

PRICING PERIOD DEFINITIONS

| | |
|--------------------|---|
| On-Peak Period 1 | 10 a.m. through 1 p.m.: Monday through Friday, excluding holidays. |
| On-Peak Period 2 | 1 p.m. through 6 p.m.: Monday through Friday, excluding holidays. |
| On-Peak Period 3 | 6 p.m. through 9 p.m.: Monday through Friday, excluding holidays. |
| Base Energy Period | Includes all hours of all days. |
| Holidays | New Year's Day, Memorial Day, Independence Day, Labor Day, Thanksgiving, and Christmas. |

DETERMINATION OF DEMAND

1. All monthly demand and energy usage will be measured by meters installed and maintained by the Company. Estimates made by the Company, based on historic records plus known load characteristics, will be used for billing purposes if meter failure occurs.
2. The customer maximum 15-minute demand will be the greatest rate at which electrical energy has been used during any period of 15 consecutive minutes in the current or preceding 11 months.
3. The maximum on-peak 15-minute demand will be the greatest rate at which electrical energy has been used in 15 consecutive minutes during on-peak periods of the billing month.

SPECIAL TERMS AND PROVISIONS

1. Service on this rate schedule will commence with the first regular meter reading following approval of the customer's application by the Company.
2. Any customer choosing to be served on this rate schedule thereby waives all rights to any billing adjustments arising from a claim that the bill for the customer's service would be cheaper on any alternative rate schedule for any period of time, including any rights under Wis. Admin. Code § PSC 113.0406(4), Reg. July 2014, No. 703.
3. Customers who have their meters turned off and back on within a 12-month period will pay the minimum monthly charges, applicable to the customer, for the months while service was not being used.

SERVICE COMPATIBILITY

The customer must generate electric power at the same characteristic, voltage, current and frequency, and number of phases as the customer receives service from the Company and will be subject to the same electric service rules as are the general service customers of the Company.

Safety of the physical well-being of all persons will be paramount under all considerations and aspects of the construction, operation, and maintenance of generating equipment operated in parallel with the Company's system.



Medium Commercial and Industrial Renewable Generation Net Metering Rate (Closed)

METERING AND SERVICE FACILITIES

The customer will pay for the cost of rebuilding any Company facilities required to adequately accommodate the parallel generation system and will provide proof of compliance with all applicable local, state, and national electrical and safety codes in writing. These costs may be paid by the customer over a time period not to exceed 24 months from billing by the Company. A finance charge will be added to all amounts not paid within 30 days of billing.

If a second meter is required for net billing, the customer must pay the cost of the second meter. The cost of the second meter, including financing costs, may initially be borne by the Company but must be repaid by the customer within two years of initiation of service with a second meter.

INTERCONNECTION FACILITIES

The customer will furnish, install, operate, and maintain facilities such as manual lockable disconnect(s), relays, switches, synchronizing equipment, monitoring equipment, and control and protective devices designated by the Company as suitable for parallel operation with the Company system. Such facilities and schemes will be reviewed and approved by the Company prior to interconnection. Interconnection equipment designed to isolate the customer's generation from the Company's system will be accessible at all times to authorized Company personnel. All other equipment will be accessible to the Company periodically for routine testing.

Customer generation equipment will be of such design as to prevent undesirable effects upon the operation of standard services or equipment of the Company, its customers, or other utilities or agencies (for example, telephone, radio, or television interference, etc.).

In all respects, the generation equipment and its connection to the Company's system will conform to the guidelines and interconnection rules in Wis. Admin. Code § PSC 119.04.

CONTRACT

The Company will require a contract specifying technical and operating aspects of parallel generation. Customers have the right to appeal to the PSCW if they believe the contract required by the Company is unreasonable.

LIABILITY OF THE PARTIES

Customer will secure liability insurance that provides protection against claims for damages resulting from (1) bodily injury, including wrongful death and (2) property damage arising out of customer's ownership and/or operation of the facility. The limits of the policy will be at least \$300,000 per occurrence or prove financial responsibility by another method acceptable, and approved in writing, by the Company. The failure of the customer or the Company to enforce the minimum levels of insurance does not relieve the customer from maintaining such levels of insurance or relieve the customer of any liability. The customer will provide the Company with a certificate of insurance containing a minimum 30-day notice of cancellation prior to execution of this agreement.

Each of the parties will indemnify and save harmless the other party against any and all damages to persons or property occasioned, without the negligence of such other party, by the maintenance and operation by such parties of their respective lines and other electrical equipment.

ENERGY CREDITS

All renewable energy credits and benefits, emissions allowances, or other renewable energy, air emissions, or environmental benefits for which the customer's generation project qualifies under any existing or future applicable law relating to the project will remain the property of the customer for any energy for which the customer receives a net energy credit on its monthly bill.



Small Commercial Industrial Economic Development Electrical Service (Closed)

AVAILABILITY

To any commercial customer using single-phase, 60-cycle alternating current for lighting, heating, and small motors (individual motors 7.5 horsepower or less) and all other appliances (including ranges) which do not interfere with lighting service; and for combined lighting and three-phase, 60-cycle, alternating current power service provided the single-phase load is distributed between the phases so that it will not unbalance the current per phase more than 10 percent.

This rate schedule is closed to new applicants on and after January 1, 2023. This rate schedule applies to customers whose demand is 20 kW or less and who initiate service in 2022. During this year, a new customer initiating service with less than an estimated or actual demand of 50 kW will initially be placed on this rate schedule in 2022 until the customer's demand exceeds the required demand for Cg-4, Cg-2, or Cg-6 in at least four out of 12 months, exceeds 50 kW of demand at any time, or otherwise qualifies for Cg-4, Cg-2, or Cg-6. The term of service for Cg-5D will be one year for each customer and this service will not be available after each customer's one-year term of service. Once each customer's term of service ends on this rate schedule, the customer will be moved to the open rate schedule that they qualify for based on the level of demand they had since initiating service.

RATE

| | | |
|--|--------------------|--|
| Grid connection and customer service charge per day..... | \$0.78584 | |
| Distribution service: All kWh, per kWh | Discounted to zero | |
| Electricity charge: All kWh, per kWh | \$0.10977 | |

R

PAYMENT

Payment is due not later than the due date shown on the bill. Any Company billing charges unpaid after the due date will be subject to a late payment charge as described in the Company's electric service rules under Late Payment Charge.

MINIMUM MONTHLY CHARGE

The minimum monthly charge will be the grid connection and customer service charge multiplied by the number of days in the billing period.

COMMERCIAL TEMPORARY SERVICE

When supplying service for a short period of time to commercial customers, such as carnivals, fairs, and festivals, the following terms and provisions apply:

1. Customer will deposit in advance of starting installation or construction work the estimated cost thereof plus the estimated cost of electrical energy to be consumed.
2. Customer will be charged for cost, including labor and materials used, plus usual charge for overhead, of making and removing the temporary connections.
3. Energy used may be measured or estimated at the option of the Company. If energy used is estimated, the estimate will be determined by multiplying the connected load by the probable number of hours' use.
4. Final adjustment of charge to customer will be made after removal of temporary construction.

SPECIAL TERMS AND PROVISIONS

Customers who have their meters turned off and back on within a 12-month period will pay the minimum monthly charges, applicable to the customer, for the months while service was not being used.



University of Wisconsin Time-of-Use Rate

AVAILABILITY

This rate schedule is available to the University of Wisconsin for energy delivered only at geographically contiguous facilities located on the University's downtown Madison campus.

RATE

| | Summer | Winter | |
|---|-------------|-------------|---|
| Grid connection and customer service charge per day | \$34,376.00 | \$34,376.00 | R |
| Distribution service: | | | |
| Customer maximum 15-minute demand per kW per day | \$0.14176 | \$0.14176 | |
| Electricity service (sum of the following): | | | |
| Maximum on-peak 15-minute demand per kW per day | \$0.46681 | \$0.46681 | |
| All on-peak kWh, per kWh | \$0.06847 | \$0.04961 | R |
| All off-peak kWh, per kWh | \$0.04016 | \$0.04016 | R |

Summer rates are effective from June 1 through September 30. Winter rates are all times of the year other than the defined summer season.

GENERATION CREDIT

The on-peak demand charges for electricity service will be reduced by \$0.46681 per kW per day for the amount of generation as described in the Determination of Demand provision.

INTERRUPTIBLE CREDIT

The on-peak demand charges for electricity service will be reduced by \$0.13151 per kW per day for the amount of interruptible demand as described in the Determination of Demand provision.

MINIMUM MONTHLY CHARGE

The minimum monthly charge will be the grid connection and customer service charge plus the demand charge for the customer maximum 15-minute demand multiplied by the number of days in the billing period.

PRICING PERIOD DEFINITIONS

On-Peak Periods: 10 a.m. through 9 p.m.: Monday, Tuesday, Wednesday, Thursday, and Friday, excluding holidays.

Off-Peak Periods: 12 midnight through 10 a.m. and 9 p.m. through 12 midnight: Monday, Tuesday, Wednesday, Thursday, Friday, plus all day Saturday, Sunday, and holidays.

Holidays: New Year's Day, Memorial Day, Independence Day, Labor Day, Thanksgiving, and Christmas.



University of Wisconsin Time-of-Use Rate

DETERMINATION OF DEMAND

1. All monthly demand, energy usage, and generation will be measured by recording demand meters installed and maintained by the Company. Estimates made by the Company will be used for billing purposes if meter failure occurs, and they will be based on historic records plus known load or generation characteristics.
2. The customer maximum 15-minute demand will be the greatest rate at which electrical energy from the Company has been used during any period of 15 consecutive minutes in the current or preceding 11 billing months plus, at the same time, the amount of generation by customer-owned generators at its Charter Street facility. (Excluding any electric load as described in the Special Terms and Provisions section of this rate schedule.)
3. The maximum on-peak 15-minute demand will be the greatest rate at which electrical energy from the Company has been used in 15 consecutive minutes during on-peak periods of the billing month plus, at the same time, the amount of generation by customer-owned generators at its Charter Street facility. (Excluding any electric load as described in the Special Terms and Provisions section of this rate schedule.)
4. The amount of generation used to determine the generation credit is the amount of generation nominated by the customer for each calendar month up to the kW capacity of its generator. The nomination is due from the customer each year 15 days prior to the end of February for the subsequent calendar year. If the customer does not provide a nomination by the February deadline, the most recent effective nomination will prevail, subject to the testing provisions contained in Special Terms and Provisions No. 2.
5. The amount of interruptible demand used to determine the interruptible credit will be the greater of the following:
 - a. The difference between maximum on-peak 15-minute demand and the nominated firm demand level ("firm nomination") to a minimum of zero.
 - b. The lesser of the maximum on-peak 15-minute demand and the nominated interruptible demand level ("interruptible nomination").
6. Power Factor. The customer will maintain a power factor during periods of on-peak energy use of not less than 85 percent as determined by measurement or test. If the power factor determined by such test or measurement is less than 85 percent, the customer will be so notified in writing. If, within 240 days of such notice, the customer has not installed such power factor corrective devices of proper type as are required to bring the power factor during periods of on-peak energy use up to 85 percent, the measured on-peak kW demands used for billing purposes thereafter will be determined by multiplying the registered on-peak demand in kW by the ratio: 85 percent/actual power factor.

PAYMENT

Bills to be presented on or before the fifth working day of the month for service rendered during the preceding month and paid on or before the first day of the next month. Any Company billing charges unpaid after the due date will be subject to a late payment charge as described in the Company's electric service rules under Late Payment Charge.



University of Wisconsin Time-of-Use Rate

SPECIAL TERMS AND PROVISIONS

1. The customer may connect and operate its 9,700-kW, 13,800-volt electric generator located at its Charter Street facility in parallel with the 13,800-volt system of the Company. The customer will allow the Company to install metering to measure the amount of generation for billing purposes.
2. The customer-owned generation facilities at the Charter Street facility is expected to operate in a baseload manner. This means the generators are expected to be operating most of the time. If any generation is not running or not running at full capacity and the Company requests that the generation be started or increased, the customer will run its generators as requested by the Company for as long as the Company requests. Other than for testing purposes, the Company will only require generation from the customer when MGE is required to by the Midwest Independent Transmission System Operator, Inc. (MISO), when MGE is required to by the American Transmission Company (ATC), or when required by MGE for its system reliability purposes. The Company may require testing of the generation capability of the customer no more than three times within a 12-month period. The Company will work with the customer on a testing protocol that limits the inconvenience to the customer. The Company will provide adequate notification as to the when the customer is required to run its generators for testing purposes to allow the customer time to get its generators operating to the level requested by the Company. The customer will pay the full demand charge (no credit will be applied) for the first instance of unauthorized use of electricity. The customer will pay \$25 per kW for each additional instance during any continuous 12-month period of unauthorized use of electricity during a period of interruption of service ordered by the Company.
3. The customer-owned generator, in order to qualify for the generation credit rate, must be maintained in reliable operating condition. Determination of the reliability of the generation for purposes of the credit will be at the sole discretion of the Company based on periodic testing or by actual generation over a recent 12-month period. The Company will notify the customer when it believes that the generator is no longer reliable to be counted for a credit. The customer may appeal to the Public Service Commission of Wisconsin for a review of a decision to eliminate any portion of the generation used in determining a credit.
4. The Company will not be liable for any damages sustained by customer because of interruptions, deficiencies, or imperfections of electric service provided under this rate.
5. Off-peak measured demands will not exceed the capacity of the facilities the Company has provided for furnishing the customer's normal on-peak demands. The customer will be required to make a contribution for any requested additional facilities to serve off-peak loads to the extent that the total cost of the additional facilities exceeds the Company's estimate of the customer's incremental annual revenue resulting from the additional facilities.
6. The customer owns a share of the West Campus Cogeneration Facility (WCCF) with the Company. The WCCF can provide electricity for customer-owned electric chillers located at the WCCF site when generating electricity for the Company's system needs in accordance with the agreements between the customer and the Company for the WCCF. The electric chiller load will be separately metered for purposes of determining the charges under these special terms and provisions.
 - a. When the WCCF generators are operating, the electricity service for the first 17,000 kW of chiller load is provided by the WCCF generators. (See paragraph 6.e. below for further clarification on the applicability of the 17,000 kW threshold.) The electric demand for the first 17,000 kW of WCCF chiller load regardless of what chillers are operating will not be included in the determination of the customer maximum or the maximum on-peak 15-minute demands.



University of Wisconsin Time-of-Use Rate

SPECIAL TERMS AND PROVISIONS (continued)

Chiller demand in excess of the 17,000 kW will be included in the maximum on-peak 15-minute demand of the customer as determined in Determination of Demand No. 3 above but will not be included in the customer maximum 15-minute demand as determined in Determination of Demand No. 2.

The chiller energy in excess of 17,000 kWh per hour will be charged the higher of the station service cost per kWh or the market price per kWh described below.

The market price per kWh is determined as follows:

Where:

Day-ahead kWh is the amount nominated by the customer above 17,000 for each hour. The customer will be charged the day-ahead market price per kWh for all nominated kWh above 17,000 kWh.

Real-time kWh is the difference between the day-ahead kWh and the actual kWh above 17,000 kWh for each hour. Real-time kWh can be a positive or negative result. If positive, the customer will be charged the real-time market price per kWh for all real-time kWh. If negative, the customer will receive a credit based on the real-time market price per kWh for all real-time kWh.

Day-ahead market price is the hourly market price in the day-ahead MISO market for purchases by the Company.

Real-time market price is the hourly market price in the real-time MISO market for purchases by the Company.

Additional charges. The customer also will be required to pay, in addition to the above market prices, incremental charges assessed by MISO or ATC for the market purchases. These charges include, but are not limited to, losses, administrative fees, usage fees, and any additional charges related to energy purchases from MISO. In addition, the customer will be charged for deviation charges such as Revenue Sufficiency Guarantee or other such charges as may be charged by MISO from time to time. The charges also will include any resettlement charges or credits assessed by MISO.

Nominations. Each day by 8:00 a.m. central time, the customer shall submit to the Company, for the next day, an hourly nomination of the WCCF chiller load to determine the day-ahead kWh to be purchased. Nominations for weekends and/or holidays are due on the last business day prior to the weekend or holiday. If the customer does not provide a nomination for a given hour, the day-ahead kWh is assumed to be zero for purposes of determining the market price.

- b. When the WCCF is not operating, but is available to generate electricity, the customer will be allowed to operate its chillers and pay the cost per kWh charges as specified below.

Chiller demand in excess of 17,000 kW will be included in the maximum on-peak 15-minute demand of the customer as determined in Determination of Demand No. 3 above but will not be included in the customer maximum 15-minute demand as determined in Determination of Demand No. 2.

All chiller kWh energy in an hour will be priced at the market price per kWh described above in Section 6.a.

R

D



University of Wisconsin Time-of-Use Rate

SPECIAL TERMS AND PROVISIONS (continued)

- c. At times when the WCCF is not operating and is not available to generate electricity, the customer will be allowed to operate its chillers and the first 17,000 kW of chiller load will be served on an interruptible basis. The chiller load will be subject to interruption at the sole discretion of the Company, and the Company will have control of the operation of the chillers such that the load can be reduced by the Company when necessary. The Company will notify the customer as much as possible in advance when an interruption is about to occur. The chiller load will remain reduced until the Company notifies the customer that the chiller load can increase. The reduced chiller load will be the lower of 8,500 kW or the chiller load level that has been subject to the maximum on-peak 15-minute demand charges in the previous 12 months. At times when the chillers are allowed to operate, the Company will charge the customer the hourly market price per kWh described above for the first 17,000 kWh of use per hour. D
- d. If the chillers operate while WCCF is not generating electricity, whether or not it is available to generate, the customer will pay the increased cost to the Company of transmission service imposed by the ATC and MISO. This cost will be limited to the first 17,000 kWh use per hour. This increased cost of transmission service will be the result of the chiller load increasing the load ratio share for the Company. The cost to the customer will be determined by using the actual load of the chillers included in the load ratio share times the then currently applicable rate(s) per kW. The rate(s) per kW are included in the MISO tariff as authorized by the Federal Energy Regulatory Commission. Those charges will apply until the chiller load is no longer included in the load ratio share. R
- e. 17,000 kW and 17,000 kWh represent the negotiated levels of load and hourly energy respectively associated with the four electric chillers placed in service at the time the WCCF became operational in 2005. Prior to the date the first additional chiller (i.e., the fifth chiller) installed at WCCF becomes operational, all references to the negotiated 17,000 kW and 17,000 kWh levels will be replaced by the full metered load and hourly energy usage at the four original chiller units for the purpose of applying the rate provisions included in paragraphs a–d above.
7. The customer will be subject to interruptions at the sole discretion of the Company. An interruption will be called by the Company in order to maintain the reliability of the power system or reduce system costs that may have otherwise been incurred. The customer will not be able to buy out of an interruption. M
- a. The customer's nomination includes both a firm demand level ("firm nomination") and an interruptible demand level ("interruptible nomination").
- i. The customer's firm nomination is 61,000 kW.
- ii. The customer's interruptible nomination is 1,000 kW.
- b. The customer will be notified by the Company when an interruption is to occur. The Company will have the sole discretion on the length of interruption and the amount of time between notification and actual interruption with the following conditions:
- i. The length of an interruption may not exceed eight hours unless an extension to the interruption is agreed to by the customer.
- ii. The customer's firm nomination is only applicable when notification is provided at least 12 hours in advance of the actual interruption.
- iii. The customer's interruptible nomination is only applicable when notification is provided at least four hours in advance of the actual interruption.



University of Wisconsin Time-of-Use Rate

- iv. There will be no more than 150 hours of interruptions in a calendar year (not including test interruptions). Interruptions due to lightning, wind, necessary MGE system maintenance repairs, and other causes other than intentional load curtailment interruptions by the Company will not be considered in determining the hours of interruption. If the total hours of requested interruptions exceed 80 percent of the maximum hours of interruption during any calendar year, the Company reserves the right to manage the remaining available interruptible hours to best meet the Company's capacity needs for the remainder of the year. M
- c. After receiving notification by the Company of an interruption, the customer must reduce their demand according to whichever nomination, firm or interruptible, was called for by the Company.
- d. The Company will perform periodic testing (on average annually) of the customer's ability to interrupt the amount of demand stated in this schedule. Failure to successfully comply with a test interruption may result in adjustments to the customer's interruptible nomination. The customer will pay the full demand charge (no interruptible credit will be applied) to the level of capacity that was not interrupted in the test until the customer successfully complies with a Company authorized interruption test for the entire contracted interruption capacity at a later date. Failure of an initial test will not affect the charges for unauthorized use included below.
- e. The customer may schedule up to two weeks of annual maintenance for any equipment necessary to comply with these provisions. During this period, the Company will not exercise its right to interrupt electric service to the customer. The customer must notify the Company at least two weeks prior to any maintenance periods. Maintenance periods must be approved by the Company and will not be scheduled during the months of June, July, August, or September. Scheduled annual maintenance will not reduce any interruptible demand credits to the customer.
- f. The customer will, at the customer's expense, install all apparatus and materials necessary for the proper utilization of the power furnished by the Company including disconnect mains and monitoring equipment. All such apparatus will conform to the Company's rules and regulations and will be kept in suitable operating conditions at all times.
- g. The customer will pay the full demand charge (no interruptible credit will be applied) for the first instance of unauthorized use of electricity during an interruption. The monthly credit will not be applied to the associated level of demand until the customer successfully complies with a Company-authorized interruption test for the entire contracted interruption capacity. Along with the loss of the monthly credit, the customer will also pay \$25 per kilowatt for each additional instance during any continuous 12-month period of unauthorized use of electricity during a period of interruption of service ordered by the Company. The Company may suspend the interruptible portion of this service if the customer uses service during period of interruption.
- h. The customer will pay, in advance of construction, all costs estimated by the Company for facilities to serve the interruptible load.
- i. Interruptible service will not be used as standby for any other forms of energy or fuel.



Individual Contract Service

AVAILABILITY

Service under this schedule is available to any individual customer:

1. Who has contracted for a rate with the Company that complies with Wis. Admin. Code § PSC 196.192 and has been approved by the Public Service Commission of Wisconsin (PSCW).
2. Who has cooperated with the Company in developing an economic analysis that demonstrates the contractual rate structure and rate level will not harm shareholders of the Company or other customers of the Company.
3. Who is willing to abide by all terms of the Company's appropriate electric service schedules and riders except where modified by tariff or by PSCW-approved contract.

CONDITIONS OF DELIVERY

1. Service under this schedule requires a written contract between the Company and the customer. Said contract must be filed with and approved by the PSCW. Any amendments to the executed contract must also be filed with and approved by the PSCW.
2. The contract term will be specified.
3. Required guidelines are listed below:
 - a. The Company must respond within 30 days of the initial receipt of a request by a customer for a market-based rate and within 30 days of subsequent proposals. The proposal must include justification of the market-based rate as defined in Wis. Admin. Code § PSC 196.192.
 - b. The Company's rejection of a customer proposal must be accompanied by an analysis detailing specific problems with the proposal or a counterproposal. Some of the specific problems could be that the proposed rate would (1) harm other customers of the Company who are not subject to the rate, (2) harm the shareholders of the Company, or (3) not subject the customer to market risks as defined in Wis. Admin. Code § PSC 196.192(2)(b).



Lighting Services - Common Terms of Service

Reserved for future use.



General Streetlighting Service

AVAILABILITY

To governmental agencies, Homeowner Associations, and customers with privately owned streets within the Company's service area and for the explicit purpose of street lighting. Company ownership and maintenance is limited to governmental agencies.

For existing unmetered street and highway lighting based on the following:

| | |
|----------------------------|-----------------------------|
| Mercury vapor..... | Company- and customer-owned |
| Metal halide | Company- and customer-owned |
| Low-pressure sodium | Company- and customer-owned |
| High-pressure sodium | Company- and customer-owned |
| Light-emitting diode | Company- and customer-owned |

New installations of fixtures or replacements of existing lamps or fixtures will be made by the company with company-standard light-emitting diode (LED) fixtures. N

For new unmetered street and highway lighting based on the following: D

| | | |
|----------------------------|-----------------------------|---|
| Light-emitting diode | Company- and customer-owned | D |
|----------------------------|-----------------------------|---|

RATE

Customers will be billed each month based on the aggregate number of lamps served under this schedule. Lamps that were active for 15 or fewer days during the billing month will not be included in the aggregate. Lamps that were active for more than 15 days during the billing month will be included in the aggregate as if they were active for the entire billing month.

All lamps

| | | |
|---|-----------|---|
| Distribution service: Per lamp, per month | \$3.00000 | R |
| Electricity Service: Customer wattage per kW per month..... | \$32.60 | R |

Company-maintained lamps

| | | |
|---|--------|---|
| Maintenance charge: Per lamp, per month | \$1.75 | R |
|---|--------|---|

Company-owned lamps

| | | |
|---|--------|-------------|
| Facility charge: Per lamp, per month..... | \$6.70 | R D D |
|---|--------|-------------|

DETERMINATION OF CUSTOMER WATTAGE

The customer wattage will be the sum kW rating of the customer's lamps served under this schedule. The kW rating of each lamp will be adjusted before aggregation according to each of the following:

- Lamps scheduled to shut off at or before midnight every night will be billed using half of their kW rating.
- Non-LED lamps will be billed on 1.15 times their kW rating to account for additional use by the ballast.



General Streetlighting Service

CUSTOMER NOMINATIONS

Customers with one or more customer-owned and customer-maintained lamps will submit monthly nominations regarding the quantity and customer wattage of such lamps. Nominations will be submitted by the end of the day on the 25th of each month. In the absence of a customer nomination, the prior month nominations will be used.

PAYMENT

Payment is due no later than the due date shown on the bill. Any Company billing charges unpaid after the due date will be subject to a late payment charge as described in the Company's electric service rules under Late Payment Charge.

SPECIAL TERMS AND PROVISIONS

1. **All lamps.** Application for the connection of streetlighting equipment or streetlighting installations pursuant to this schedule will be made by official purchase orders or other written communications from authorized state, county, or municipal officials.
2. **All lamps.** These rates provide for lamps being lighted every night from about one-half hour after sunset to about one-half hour before sunrise, approximately 4,000 hours annually on an all-night schedule; from about one-half hour after sunset to midnight, approximately 2,000 hours on a midnight schedule. During months when daylight saving time is in effect and when sunrise occurs after 5:45 a.m. CDT, lamps on the midnight schedule will also be lighted from about 6:15 a.m. CDT until the time lamps on all-night schedules are switched off. The Company will provide (at customer expense) and maintain switching controls for Company-owned street lamp facilities. The customer will furnish and maintain control equipment of a type approved by the Company to operate customer-owned street lamp facilities in accordance with the burning-hour schedules described herein.
3. **All lamps.** Lamp inspection reports will be used regularly to update the operational data used for future billing.
4. **Company-maintained lamps. Overhead.** Overhead streetlighting installations will be installed on Company-owned wood poles that are used or useful for supporting other Company-owned electric distribution equipment and facilities, such as transformers and streetlighting primary and secondary circuits, and they will be mounted at heights above the street and highway surfaces immediately under the lamp fixtures within the limits listed in 2.a, 2.b, and 2.c below.

Streetlighting fixtures will be supported by brackets, providing a horizontal separation from the supporting pole and the lighting fixture or luminaire of approximately eight feet. At the option of the Company and upon special request of the customer, a limited number of brackets of other dimensions may be used. Brackets will be supplied by the Company at the customer's expense for customer-owned street lamp facilities.

The Company will install and own the overhead supply cable from the 120-volt source to the streetlight pole. Installation of the supply cable is subject to the Company's service rules pertaining to overhead extensions.

- a. 400-watt mercury vapor; 150-, 200-, 250-, 400-watt HPS; 150-, 175-, and 250-watt MH: 28 to 32 feet
- b. 175- and 250-watt mercury vapor; 70- and 100-watt HPS; 70- and 100-watt MH: 24 to 30 feet
- c. LED fixtures: 24 to 32 feet



General Streetlighting Service

5. **Company-maintained lamps. Underground.** All equipment used in Company-owned underground installations will be owned by the Company, installed by the Company, and thereafter maintained by the Company. Company-owned streetlighting systems will be mounted on Company-owned concrete poles. The lighting fixture will be installed on a bracket approximately four feet in length and will be mounted on the pole to a height of approximately 25 feet.

For customer-owned installations the ornamental pole and foundation, together with the integral bracket, luminaire, lamp, ballast, and control device wired for operation, will be owned and provided by the customer; will be installed by the Company at the customer's expense, except for the foundation that will be installed by the customer; and will thereafter be maintained by the Company. Replacement of an existing mercury vapor streetlight with a HPS or MH vapor light will be provided by the Company at the customer's expense. The type of equipment selected by the customer for such installation will be compatible with the underground distribution system in the area. Installation consists of hauling and setting the pole, mounting the luminaire, plumbing, leveling lighting unit, and making the electrical connection to the underground supply cable.

The Company will install and own the underground supply cable from the 120-volt source to the streetlight pole. Installation of the supply cable is subject to the Company's service rules pertaining to underground extensions.

6. **Company-owned lamps.** Company-owned installations of the above equipment will be made by the Company on Company-owned poles at no additional cost to the customer.
7. **Company-maintained lamps.** The Company will be responsible for lamp replacement and maintenance, except painting of customer-owned poles or fixtures. Such maintenance as may be required will be performed only during daylight working hours.
8. **Company-maintained lamps.** In general, Company-owned streetlighting installations will be made on public highways, streets, or alleys and be supplied from either overhead or underground circuits along the routes of such public highways, streets, or alleys. If special conditions make it necessary to install Company-owned streetlighting facilities at any location on any public highway, street, or alley that requires construction of supply facilities over private property, the customer will assist in the procurement of required written easements without expense to the Company.
9. **Company-maintained lamps.** No ornamental streetlighting facilities in underground areas will be connected or placed in service without prior written application and acceptance thereof by the Company. The location of lights will be determined by the customer. The necessary rights-of-way to bring supply cables to the lights will be included in the original plat, and where not provided, the customer will cooperate with the Company in obtaining necessary rights-of-way without expense to the Company.
10. **Company-maintained lamps.** If the customer terminates service or requests the removal, substitution, conversion, or relocation of Company-maintained streetlighting facilities, the customer will reimburse the Company for all costs incurred by the Company in the removal, substitution, conversion, and relocation of the facilities involved. Relocations made as a result of moving other Company-owned electric distribution equipment and facilities will be the Company's responsibility.



General Streetlighting Service

11. Customer-owned and customer-maintained lamps. The Company will furnish 60-cycle, single-phase, alternating current service to customer-owned streetlighting systems at the following service voltages:
 - a. 120/240-volts, 2-wire or 3-wire, single-phase.
 - b. 120/208-volts, 2-wire or 3-wire, single-phase/two-phase.
 - c. 120/208-volts, 3-wire or 4-wire wye in the AC network system area.
 - d. 240/480-volts, 3-wire, single-phase for streetlighting systems of not less than 40 lights, excluding the AC network system area.

12. Customer-owned and customer-maintained lamps. Customers eligible for this rate may request unmetered LED lamps. This will be allowed at the Company's discretion after an investigation of the proposed site. The Company, working with the customer, will estimate the monthly kWh usage for billing purposes. The Company may return to the site on an annual basis to determine if modifications have been made. If additional load has been added, the Company will determine either a new level of usage or notify the customer that a meter needs to be installed. This option will be available for LED lamps under the all night every night (ANEN) lighting schedule, the midnight lighting schedule, and the 3 a.m. lighting schedule.

13. Customer-owned and customer-maintained lamps. No customer-owned streetlighting facilities will be connected or placed in service without prior written application and acceptance thereof by the Company. The written application will provide complete information as to the size, type (i.e., HPS, metal halide, etc.), and number of streetlighting installations, burning schedules, location, and date on which service is desired. The customer will also provide a copy of approval by the appropriate governmental agency of the proposed customer-owned streetlighting system.

14. Customer-owned and customer-maintained lamps. The customer will furnish and install the cable and fusing between the streetlighting facilities and a point or points, to be specified by the Company, along the Company's distribution system. Final connection of the customer's cables to the Company's energized facilities will be made by the Company at no cost to the customer, providing no supply line extensions are required in excess of those provided for by the Company's filed rules governing electric line extensions.

15. Customer-owned and customer-maintained lamps. All facilities installed by the customer will comply with the appropriate provisions of the applicable governmental codes.

16. Customer-owned and Company-maintained lamps. The customer agrees to pay the Company for the repair of damages from third parties with respect to willful or involuntary damage caused to any customer-owned ornamental streetlighting equipment used in furnishing service hereunder.



Outdoor Overhead Lighting

AVAILABILITY

Applicable to high-pressure sodium, mercury vapor, metal halide, and light-emitting diode (LED) overhead lighting service by means of Company-owned and -maintained facilities. This rate schedule is closed to new mercury vapor additions as of March 1, 1984. This rate schedule is closed to high-pressure sodium dusk-to-dawn yard lighting as of January 1, 2013, and to metal halide outdoor overhead lighting as of January 1, 2015.

RATE

Dusk-to-dawn yard lighting (Lamps: All-night burning schedule - per lamp, per month)

| | | |
|------------------------------|---------|---|
| High-pressure sodium: | | |
| 150-watt, 16,000 lumens..... | \$18.79 | R |
| 100-watt, 9,500 lumens..... | 16.84 | R |
| 70-watt, 5,800 lumens..... | 15.71 | R |
| Mercury vapor: | | |
| 400-watt, 20,000 lumens..... | \$25.09 | R |
| 250-watt, 11,000 lumens..... | 20.62 | R |
| 175-watt, 8,000 lumens..... | 18.53 | R |

Outdoor overhead lighting

| | | |
|------------------------------|---------|---|
| High-pressure sodium: | | |
| 400-watt, 45,000 lumens..... | \$28.77 | R |
| 250-watt, 24,750 lumens..... | 24.21 | R |
| 150-watt, 15,000 lumens..... | 20.74 | R |
| 70-watt, 5,800 lumens..... | 17.55 | R |
| Metal halide: | | |
| 400-watt, 36,000 lumens..... | \$28.19 | R |
| 250-watt, 20,500 lumens..... | 23.93 | R |
| 150-watt, 12,500 lumens..... | 20.63 | R |
| 70-watt, 5,500 lumens..... | 18.32 | R |
| Light-emitting diode (LED): | | |
| 400-watt equivalent..... | \$26.39 | R |
| 250-watt equivalent..... | 21.67 | R |
| 150-watt equivalent..... | 19.14 | R |
| 70-watt equivalent..... | 18.53 | R |

Poles

- For lamps installed on existing Company poles used and useful in supporting other Company-owned distribution facilities:

No charge.

- For each pole (not exceeding 35 feet) provided by the Company and not used and useful in supporting other Company-owned distribution facilities:

Per month: Wood, \$8.94; Nonwood, \$14.39

R

- Fixtures will not be installed on customer-owned poles or structures.



Outdoor Overhead Lighting

PAYMENT

Bills will be issued monthly and are due not later than the due date shown on the bill. Any Company billing charges unpaid after the due date will be subject to a late payment charge as described in the Company's electric service rules under Late Payment Charge.

SPECIAL TERMS AND PROVISIONS

1. Lamps will be lighted every night from approximately one-half hour after sunset to approximately one-half hour before sunrise, approximately 4,000 hours annually.
2. Company-owned lighting facilities served from Company overhead distribution facilities will be installed on Company-owned wood poles of the type used in its distribution system.
3. Company-owned lighting served from Company underground distribution facilities will be installed on Company-owned fiberglass poles of the type used in its distribution system.
4. Mounting heights will conform with generally accepted practices and may vary with the size of the lamp. In no event will the mounting height be less than 20 feet.
5. Company-owned lighting fixtures served from Company overhead distribution facilities will be bracket-mounted and the horizontal separation between the fixture and the mounting pole will not exceed five feet.
6. Where Company-owned facilities are installed on the customer's premises, the customer will provide suitable easements on forms provided by the Company.
7. For Company-owned facilities, the Company will replace burned-out lamps and otherwise maintain its facilities during regular daylight working hours within 48 hours after notification from the customer. No credit will be allowed for outages.
8. Upon the request and at the expense of the customer, the Company will relocate or change the position of a lamp or pole for which a charge is made under the provisions of Rate 3.b.

Term of contract: Company-owned facilities:

9. Initial period of the contract is five years. The contract will be automatically renewed for one-year periods unless terminated by at least 30 days' written notice prior to the anniversary date.
10. A customer presently served under this rate schedule with mercury vapor lighting may request the installation of high-pressure sodium or metal halide fixtures to replace the mercury vapor. A new contract, as specified in paragraph 9 above, will be executed.
11. If a customer terminates service or requests removal of Company-owned facilities prior to the expiration of the initial contract period, the customer will reimburse the Company for the labor charges for installation and removal of the equipment unless the contract is assigned to a successor occupant who assumes the same reimbursement obligation until termination of the initial contract period.



Solar Overhead Lighting

AVAILABILITY

Applicable to solar-powered light-emitting diode (LED) overhead lighting service by means of Company-owned and -maintained facilities.

RATE

Lamp wattage, lumens, and daily facility charge per installation

64-watt, 6,300 lumens..... \$2.4466

PAYMENT

Bills will be issued monthly and are due not later than the due date shown on the bill. Any Company billing charges unpaid after the due date will be subject to a late payment charge as described in the Company's electric service rules under Late Payment Charge.

SPECIAL TERMS AND PROVISIONS

1. Fixtures will not be installed on customer-owned poles or structures.
2. Lamps will be lighted every night from approximately one-half hour after sunset to approximately one-half hour before sunrise, approximately 4,000 hours annually.
3. Mounting heights will conform with generally accepted practices and may vary with the size of the lamp. In no event will the mounting height be less than 20 feet.
4. Where Company-owned facilities are installed on the customer's premises, the customer will provide suitable easements on forms provided by the Company.
5. For Company-owned facilities, the Company will replace burned-out lamps and otherwise maintain its facilities during regular daylight working hours within 48 hours after notification from the customer. No credit will be allowed for outages.
6. Upon the request and at the expense of the customer, the Company will relocate or change the position of a lamp or pole.
7. Initial period of the contract is five years. The contract will be automatically renewed for the one-year periods unless terminated by at least 30 days' written notice prior to the anniversary date.
8. If a customer terminates service or requests removal of Company-owned facilities prior to the expiration of the initial contract period, the customer will reimburse the Company for the labor charges for installation and removal of the equipment unless the contract is assigned to a successor occupant who assumes the same reimbursement obligation until termination of the initial contract period.



Athletic Field Lighting

AVAILABILITY

Applicable to floodlighting (and other limited use equipment) of athletic or recreational fields owned and operated on a nonprofit basis.

RATE

| | | |
|---|-----------|---|
| Grid connection and customer service charge per day | \$0.78584 | |
| Distribution service (all kWh, per kWh) | \$0.04200 | R |
| Electricity service (all kWh, per kWh) | \$0.11384 | |

PAYMENT

Payment is due not later than the due date shown on the bill. Any Company billing charges unpaid after the due date will be subject to a late payment charge as described in the Company's electric service rules under Late Payment Charge.



Direct Connect

AVAILABILITY

Available to Eligible Generation Facilities, as defined in this schedule, and Qualifying Facilities served by the Company's electric distribution system.

DETERMINATION OF ELIGIBLE GENERATION FACILITY

For the purposes of this schedule, an Eligible Generation Facility must:

1. Be a parallel generation facility with a fully executed Interconnection Agreement.
2. Interconnect via a metered service that measures only the electric generation equipment and any necessary equipment for safe operation of the electric generation equipment.
3. Have a fully executed Direct Connect Service Agreement.

RATE

The following charges will apply to deliveries from the Company to the customer. The grid connection and customer service charge will still apply in the absence of any deliveries either to or from the customer.

| | | |
|---|-----------|---|
| Grid connection and customer service charge per day | \$0.78584 | |
| Distribution service: All kWh, per kWh | \$0.03300 | R |
| Electricity charge: All kWh, per kWh | \$0.10977 | R |

Deliveries from the customer to the Company will be credited according to the time-of-use Parallel Generation Buyback Rates (Sheet E-2.2), excluding any capacity adders, and the transmission service credit in this tariff. These deliveries are exempt from fuel cost surcharges and credits.

| | |
|-----------------------------------|-----------|
| Transmission service credit | \$0.00000 |
|-----------------------------------|-----------|

Additionally, the customer will receive a monthly capacity credit according to the accredited capacity of the Eligible Generation Facility. The monthly capacity credit will be the accredited capacity multiplied by the number of days in the billing month and the capacity credit rate as stated below according to the date that the Eligible Generation Facility is first energized outside of testing purposes. This date may be negotiated in the Direct Connect Service Agreement if, through no fault of the customer or the customer's installer, the interconnection is delayed by a third party or the Company.

| | |
|--|-----------|
| Accredited capacity per kW per day | \$0.28011 |
|--|-----------|

These rates are set annually based on the Midcontinent Independent System Operator (MISO) Cost of New Entry (CONE) for the relevant Local Resource Zone, which at present is Eastern Wisconsin and Upper Michigan (LRZ 2).



Direct Connect

DETERMINATION OF ACCREDITED CAPACITY

The accredited capacity of the Eligible Generation Facility will be set annually on January 1st according to the following table. This accredited capacity definition is subject to change.

R
R

| Eligible Generation Facility Generation Type | Accredited Capacity |
|--|---|
| Wind Turbine | MISO system wide wind accredited capacity from the ELCC study for the initial Planning Year |
| Photovoltaic Solar | MISO's Solar Capacity Credit methodology stated in its Resource Adequacy Business Practice Manual |
| Mixed Generation Types and All Other Types | Negotiated in good faith with the customer |

N

In the case that the Eligible Generation Facility ceases to operate as designed, outside of scheduled maintenance, then the capacity credit may be suspended until the Eligible Generation Facility is operating as designed.

R
R

In the case that the Eligible Generation Facility is modified such that the designed capacity is altered then:

R

1. The customer must undergo any applicable interconnection procedures, as set by the Company and in compliance with PSC 119, and
2. The new accredited capacity will be negotiated in good faith with the customer, and
3. The capacity credit rate will remain unchanged.

R

PAYMENT

Payment is due not later than the due date shown on the bill. Any Company billing charges unpaid after the due date will be subject to a late payment charge as described in the Company's electric service rules under Late Payment Charge.

Customers with a net account credit may request a check to be issued by the Company. All checks issued by the Company will be in the amount of the customer's net account credit. Checks may be requested no more frequently than once every 12 months with the following exceptions:

1. The net account credit is greater than \$100.
2. The account is closed.

SERVICE COMPATIBILITY

The customer will be subject to the same electric service rules as are the general service customers of the Company.

Safety of the physical well-being of all persons will be paramount under all considerations and aspects of the construction, operation, and maintenance of generating equipment operated in parallel with the Company's system.



Direct Connect

METERING AND SERVICE FACILITIES

The customer will provide, in writing, proof of compliance with all applicable local, state, and national electrical and safety codes. The customer will pay for the cost of building and/or rebuilding any Company facilities required to adequately accommodate, meter, and/or bill the parallel generation system. These costs may be paid by the customer over a time period not to exceed 24 months from billing by the Company. A finance charge will be added to all amounts not paid within 30 days of billing.

INTERCONNECTION FACILITIES

The customer will furnish, install, operate, and maintain facilities such as manual lockable disconnect(s), relays, switches, synchronizing equipment, monitoring equipment, and control and protective devices designated by the Company as suitable for parallel operation with the Company system. Such facilities and schemes will be reviewed and approved by the Company prior to interconnection. Interconnection equipment designed to isolate the customer's generation from the Company's system will be accessible at all times to authorized Company personnel. All other equipment will be accessible to the Company periodically for routine testing.

Customer generation equipment will be of such design as to prevent undesirable effects upon the operation of standard services or equipment of the Company, its customers, or other utilities or agencies (for example, telephone, radio, or television interference, etc.). In all respects, the generation equipment and its connection to the Company's system will conform to the guidelines and interconnection rules in Wis. Admin. Code § PSC 119.04.

CONTRACT

The Company will require two contracts. One contract (the Interconnection Agreement) specifying technical and operating aspects of parallel generation. Another contract (the Direct Connect Service Agreement) specifying that the customer understands and agrees to the terms and conditions of this schedule. Additionally, the Direct Connect Service Agreement will convey the customer's obligation to provide or otherwise make available electric capacity from the Eligible Generation Facility and provisions for when this obligation is not met. Customers have the right to appeal to the PSCW if they believe that either contract required by the Company is unreasonable.

R
R

LIABILITY OF THE PARTIES

The customer will secure and maintain liability insurance that provides protection against claims for damages resulting from (1) bodily injury, including wrongful death and (2) property damage arising out of customer's ownership and/or operation of the facility. The limits of the policy, at the lowest, will be the greater of \$300,000 per occurrence or the per occurrence level shown in Wis. Admin. Code § PSC 119.05 or the customer will prove financial responsibility by another method acceptable, and approved in writing, by the Company. The failure of the customer or the Company to enforce the minimum levels of insurance does not relieve the customer from maintaining such levels of insurance or relieve the customer of any liability. The customer will provide the Company with a certificate of insurance containing a minimum 30-day notice of cancellation prior to execution of this agreement.

Each of the parties will indemnify and save harmless the other party against any and all damages to persons or property occasioned, without the negligence of such other party, by the maintenance and operation by such parties of their respective lines and other electrical equipment.



Direct Connect

RENEWABLE ENERGY CREDITS

All renewable energy credits and benefits, emissions allowances, or other renewable energy, air emissions, or environmental benefits for which the customer's generation project qualifies under any existing or future applicable law relating to the project will remain the property of the customer for any energy for which the customer receives an energy credit on its monthly bill.

1. The ownership of any and all renewable energy credits may be negotiated in the Direct Connect Service Agreement.

SPECIAL TERMS AND PROVISIONS

1. Other rate schedules of the Company may not be used in conjunction with this schedule. R
2. Customers who have their meters turned off and back on within a 12-month period will pay the minimum monthly charges, applicable to the customer, for the months while service was not being used.
3. The term of the Direct Connect Service Agreement, and subsequently service under this schedule, shall be 10 years. At the end of this initial term, and each subsequent term, the customer may renew their Direct Connect Service Agreement for an additional 5 years. R
4. Due to the nature of a contracted rate for capacity, the Company, in its sole discretion, may deny eligibility to this schedule when it believes that there is significant risk that a Eligible Generation Facility will not remain interconnected, operational, and/or well maintained for the duration of the contracted term. R



Miscellaneous Flat Rate Service

AVAILABILITY

Available to the categories of customers listed below whose monthly use of service is small:

Category 1: Canceled.

Category 2: CATV amplifiers with nominal operating wattage of 845 watts. This category is closed to new customers as of January 1, 2013. CATV amplifiers currently on this category will be required to be on a metered rate by January 1, 2017.

\$76.50 per month

Category 3: Customers can request unmetered service for small use locations. This will be allowed at the Company's discretion after an investigation of the proposed site. The Company, working with the customer, will estimate the monthly kWh usage for billing purposes. The Company may return to the site on an annual basis to determine if modifications have been made or additional load added. If additional load has been added, the Company will determine either a new level of usage or notify the customer that a meter needs to be installed.

| | |
|---|-----------|
| Customer charge per day | \$0.65420 |
| Distribution service: All kWh, per kWh..... | \$0.03925 |
| Electricity service: All kWh, per kWh | \$0.10897 |

R
R

PAYMENT

Payment is due not later than the due date shown on the bill. Any Company billing charges unpaid after the due date will be subject to a late payment charge as described in the Company's electric service rules under Late Payment Charge.



Secondary Service for Municipal Defense Sirens

AVAILABILITY

To incorporated municipalities furnishing and installing the sirens and all materials including the service drop from the nearest pole and the necessary labor.

RATE

- \$4.87 per year or any part of a year for each 2 horsepower or fraction thereof for each motor driven siren installed. R
- \$6.86 per month or any part of a month for each electronic siren installed. R

SPECIAL TERMS AND PROVISIONS

1. Bills will be rendered in the aggregate for each municipality in the regular manner in the month of December of each year for service rendered during the calendar year and will be payable within 60 days of date. Any Company billing charges unpaid after the due date will be subject to a late payment charge as described in the Company's electric service rules under Late Payment Charge.
2. Where additional equipment, extension of lines, or electric connections is necessary on the part of the Company, the municipality will pay to the Company its cost for making such extension.
3. The Company will make the connection and disconnection with its distribution lines.
4. Service other than that for sirens will not be connected to the siren circuit and will be separately metered.
5. The municipality will furnish the Company with a map indicating the locations of sirens to be operated and will give adequate notice of the discontinuance or addition of any sirens.
6. Service can be terminated at any time by the municipality or on six months' notice by the Company.



Electric Vehicle Public Charging Experimental Pilot Tariff

AVAILABILITY

This experimental pilot tariff applies to charging sessions by users of the Company's network of plug-in electric vehicle charging stations available to the public.

Additionally, users may choose to enroll as participants in the public charging program. Participants will enter into an agreement allowing the Company to track their public charging station use, provide home charging address, and include them in surveys related to their charging patterns. Non-Participants will not have agreed to do so.

DN

RATE

Level 1 and Level 2 charging:

Non-participant base energy: All kWh, per kWh\$0.16628

DN

Participant base energy: All kWh, per kWh.....\$0.11628

N

Residential Renewable Energy Program: All kWh, per kWh\$0.01000

N

DC Fast Charging:

N

Non-participant base energy: All kWh, per kWh\$0.32570

N

Participant base energy: All kWh, per kWh.....\$0.27570

N

Business Renewable Energy Program Op: All kWh, per kWh.....\$0.01000

N

Extended Parking*

N

Per Hour\$5.00

N

No charges will apply to authorized users who initiate charging sessions while providing maintenance services to the stations.

CONDITIONS OF DELIVERY

1. Service is provided as an optional pilot program.
2. Each Charging Program Participant must sign an agreement with the Company setting the terms and conditions for their participation in the Program. Participants signing this agreement will permit the Company to track their charging station use, provide home charging address, and participate in surveys related to their charging patterns. R
3. Users of the Company's public charging stations are subject to an agreement with charging station network operators on whose networks the Company's stations operate. These agreements detail their rights and responsibilities associated with receiving access to stations as well as billing and payment for any charging sessions. R
4. The Company's provision of public charging services at its stations is subject to the Company's agreements with charging station network operators on whose network each station operates. These agreements detail the rights and responsibilities associated with operating and receiving net charging fees associated with use of the Company's stations operating on these operators' networks.

SPECIAL TERMS AND PROVISIONS

Electricity delivered through the Electric Vehicle Public Charging Pilot will be quantified and the Company will retire renewable energy credits from renewable energy resources equal to this amount annually.

R



Low Load Factor Provision

AVAILABILITY

Available to customers on Rate Schedules Cg-4 or Cg-2 with an annual load factor less than 15 percent. In addition, each customer must have 12 consecutive months in which every month with a maximum monthly on-peak 15-minute demand of 20 kW or more also has a monthly load factor less than 15 percent. If a customer has less than 12 months of usage, then the available usage will be used to determine eligibility for this provision. R

Once a customer is on this provision, the customer will remain on this provision until one or more of the following criteria are true.

1. The customer's annual load factor is 15 percent or greater.
2. The customer has at least two months out of 12 consecutive months where the maximum monthly on-peak 15-minute demand is 20 kW or more and the monthly load factor is 15 percent or more.
 - a. If the customer has less than 12 months of usage, then the customer will be removed from this provision after the first month where the maximum monthly on-peak 15-minute demand is 20 kW or more and the monthly load factor is 15 percent or more.
3. The customer is no longer served on Cg-4 or Cg-2. R

RATE

All the provisions of the applicable Cg-4 and Cg-2 rate schedules will apply with the exception that customers served on this provision will have all electricity service maximum monthly on-peak 15-minute demand rates reduced by 50 percent. R

1. Any customer that is served on this provision that is also served on Is-3 or Is-4 will have the interruptible reduction rate on that portion of the customer's monthly maximum on-peak 15-minute demand designated as interruptible reduced by 50 percent.

DETERMINATION OF LOAD FACTOR

Load factor as used in this provision will be defined by the following formula:

$$\text{Annual Load Factor} = \frac{\text{Annual kWh}}{\text{Customer Maximum 15-Minute Demand} \times \text{Annual Hours}}$$

$$\text{Monthly Load Factor} = \frac{\text{Monthly kWh}}{\text{Monthly Maximum 15-Minute Demand} \times \text{Monthly Hours}}$$

If the situation arises such that the amount of energy consumed is 0 kWh and the maximum 15-minute demand is 0 kW, then the load factor will be defined to be 0.

SPECIAL TERMS AND PROVISIONS

1. Customers eligible for this provision will automatically be served on this provision.



Primary Voltage Provision

AVAILABILITY

Available to customers on Rate Schedules Cg-4, Cg-2, or Cg-6 that are metered by the Company's electric distribution grid at the highest distribution voltage available in the customer's vicinity.

RATE

All the provisions of customer's otherwise applicable rate schedule will apply with the additional credits listed below.

| | | |
|--|-----------|---|
| Primary voltage energy discount per kWh | \$0.00180 | R |
| Primary voltage demand discount per kW per day | \$0.00328 | |

Customers who provide the transformers and associated equipment necessary for converting the available primary voltage to the secondary voltage required by the customer will also receive the credit listed below in addition to the credits listed above.

| | |
|--|-----------|
| Transformer demand discount per kW per day | \$0.00328 |
|--|-----------|

DETERMINATION OF DEMAND

1. The primary voltage demand will be determined by the customer maximum 15-minute demand as defined in the customer's otherwise applicable rate schedule.
2. The transformer demand will be determined by the customer maximum 15-minute demand as defined in the customer's otherwise applicable rate schedule.

SPECIAL TERMS AND PROVISIONS

1. Customers eligible for this provision will automatically be served on this provision.
2. The highest distribution voltage available in the customer's vicinity will be determined at the Company's sole discretion.
3. In the case that the Company upgrades the electric distribution grid to a higher voltage, such that a previously eligible customer is no longer metered at the highest distribution voltage available, then they will be removed from this provision.



Interruptible Service Rider

AVAILABILITY

Available to customers on Rate Schedules Cg-2, Cg-6, and Sp-3 contracting for service for periods of three years with a minimum on-peak interruptible load of 500 kW measured over a 15-minute time interval.

RATE

All the provisions of the applicable Cg-2, Cg-6, and Sp-3 rate schedules will apply with the exception that customers served on this rider will have the on-peak demand charge for that portion of the customer's load designated as interruptible reduced by \$0.12329 per kW per day.

A customer receiving service under this rider may have the rate adjusted periodically as the Public Service Commission of Wisconsin approves changes to this schedule.

DETERMINATION OF DEMAND

1. For a customer who has nominated a contract firm demand level, if the measured maximum on-peak, 15-minute demand is greater than the contract firm demand level, the load designated as interruptible will be equal to the difference between the measured maximum on-peak, 15-minute demand and the contract firm demand level. If the measured maximum 15-minute demand is less than or equal to the contract firm demand level, the load designated as interruptible is zero.
2. For a customer who has nominated a contract interruptible demand, the customer must start backup electric generation to supply the interruptible load. For a customer with parallel switchgear, the load designated as interruptible is the lesser of the contract interruptible demand and the customer maximum 15-minute demand, but cannot exceed the minimum generation level of the backup electric generation during the entire interruption period. For a customer without parallel switchgear, the load designated as interruptible is the lesser of the contract interruptible demand and the monthly maximum on-peak 15-minute demand, but cannot exceed the minimum generation level of the backup electric generation during the entire interruption period.

CONDITIONS OF DELIVERY

1. Customers will be subject to interruptions. An interruption will be called by the Company in order to maintain the reliability of the power system. Customers will not be able to buy out of an interruption.
2. A customer receiving service under this rider must enter into a contract that specifies that portion of the customer's load that is interruptible. The customer may choose to nominate the contract firm demand level or the contract interruptible demand level.
 - a. For customers nominating a firm contract, the contract firm demand level may be amended annually during the contract term if the customer's load characteristics change so as to make the existing contract level inappropriate. That portion of the customer's load remaining as interruptible once the firm nomination is made may not be reduced by more than 20 percent in any one year and by more than 30 percent in any three-year period. In no circumstances may the contract firm demand level be amended in such a way as to create a minimum on-peak interruptible load of less than 500 kW. All requests for changes in the contract firm demand level are subject to the approval of the Company.



Interruptible Service Rider

CONDITIONS OF DELIVERY (continued)

- b. For customers nominating an interruptible demand level, the portion of service that is confirmed as interruptible may not be reduced by more 20 percent in any one year and by more than 30 percent in any three-year period. In no circumstances may the contract interruptible demand level be amended in such a way as to create a minimum on-peak interruptible load of less than 500 kW. All requests for changes in the contract interruptible demand level are subject to the approval of the Company.
3. The Company will perform periodic testing (on average annually) of customer's ability to interrupt the amount of demand they have contracted to provide. Failure to successfully comply with a test interruption may result in adjustments to the customer's Is-3 service agreement or ability to participate in this service rider. The customer will pay the full demand charge (no credit will be applied) to the level of capacity that was not interrupted in the test until the customer successfully complies with a Company authorized interruption test for the entire contracted interruption capacity at a later date. Failure of an initial test under this provision will not affect the charges for unauthorized use included in paragraph 12 of this rider.
4. A customer may make a one-time election to take service under this rate schedule for a trial period. The trial period will run from time of election until January 1 of the following year which is when the Company must set its capacity requirements for the year. The customer must execute a contract which specifies that the customer will notify the Company at least 30 days before the trial period ends of whether the customer will continue the interruptible service contract for a minimum of three more years. The interruptible service contract will contain a provision which will specify that the contract will remain in effect until and unless terminated by either party by giving three years' prior written notice.
5. For a customer with a contract interruptible demand level, after receiving notification of an interruption by the Company, the customer must start backup generation to supply the interruptible load, and the generation output, as metered by the Company, must remain at a level no less than the contract interruptible demand level until the customer is notified by the Company that the interruption period has ended and service has been resumed. **Failure to comply with these provisions will result in an unauthorized use of electricity.**
6. The customer will be notified by the Company when an interruption is to occur. The Company will have the sole discretion on the length of interruption and the amount of time between notification and actual interruption. The Company will attempt to provide a minimum 15-minute notice.
7. The customer may schedule up to two weeks of annual maintenance for any generating equipment necessary to comply with this service rider. During this period, the Company will not exercise its right to interrupt electric service to the customer. The customer must notify the Company at least two weeks prior to any maintenance periods. Maintenance periods must be approved by the Company and will not be scheduled during the months of June, July, August, or September. Scheduled annual maintenance will not reduce any demand credits to the customer under this service rider. For any other occasion that the customer wishes not to be interrupted, a Short-Term Interruptible Replacement service is available on a limited basis subject to the terms contained in Rate Schedule STIR.
8. The availability of service under this rate may be limited at the discretion of the Company. Service under this rate may be refused if the Company believes the load to be interrupted will not provide adequate load reduction when the Company desires interruption.



Interruptible Service Rider

CONDITIONS OF DELIVERY (continued)

9. The customer will, at the customer's expense, install all apparatus and materials necessary for the proper utilization of the power furnished by the Company including disconnect mains and monitoring equipment. All such apparatus will conform to the Company's rules and regulations and will be kept in suitable operating conditions at all times.
10. A customer choosing to operate electric-generating equipment to supply the interruptible load will not connect it in parallel with the Company's system without the written consent of the Company nor without providing, at the customer's expense, protective and synchronizing equipment satisfactory to the Company in accordance with the Company's electric service rules regarding customer-owned electric-generating equipment.
11. Service under this rate will be subject to interruptions or buy-throughs at the sole discretion of the Company. There will be no more than 300 combined hours of interruptions and buy-throughs in a calendar year, of which, interruptions (not including test interruptions) will be limited to no more than 150 hours. Interruptions due to lightning, wind, necessary MGE system maintenance repairs and other causes other than intentional load curtailment interruptions by the Company will not be considered in determining the hours of interruptions and buy-throughs. If the total hours of requested interruptions and buy-throughs exceed 80 percent of the maximum contracted hours of interruption and buy-through during any calendar year, the Company reserves the right to manage the remaining available interruptible/buy-through hours to best meet the Company's capacity/buy-through needs for the remainder of the year.
12. The customer will pay the full demand charge (no credit will be applied) for the first instance of unauthorized use of electricity during an interruption. The monthly credit will not be applied to the associated level of demand until the customer successfully complies with a Company-authorized interruption test for the entire contracted interruption capacity. Along with the loss of the monthly credit, the customer will also pay \$25 per kilowatt for each additional instance during any continuous 12-month period of unauthorized use of electricity during a period of interruption of service ordered by the Company. The Company may suspend service under this rate if the customer uses service during periods of interruption and thereafter serve the customer under the appropriate rate.
13. The customer will pay, in advance of construction, all costs estimated by the Company for facilities to serve the interruptible load.
14. The Company will not be liable for any damages sustained by customer because of interruptions, deficiencies, or imperfections of electric service provided under this rate.
15. Interruptible service will not be used as standby for any other forms of energy or fuel.
16. Service under this rate will be furnished only in accordance with the Electric Service Rules and Regulations of the Company.
17. Energy furnished under this rate will not be resold.



Interruptible Service Rider

BUY-THROUGH CONDITIONS AND PRICES

1. Customers will also be subject to buy-throughs. A buy-through will be called if the day-ahead Locational Marginal Prices (LMP) applicable for the MGE load zone for at least two consecutive hours exceeds \$150 per MWh. Customers will be electronically notified at least four hours in advance of a buy-through. Customers will be informed at the time of the notification of the time of the buy-through and the hourly price of the buy-through. Multiple buy-through periods can be called for on any day.
2. The buy-through price will equal Midwest Independent Transmission System Operator day-ahead LMP price plus 10 percent for ancillary services.
3. If the customer nominates a contract firm demand level, the buy-through quantity is the kW per hour in excess of the firm demand level.

If the customer nominates an interruptible demand, the firm portion that will be used to determine the buy-through quantity will be based on the demand of the hour preceding the buy-through less the interruptible nomination. The buy-through quantity will then be the kW per hour in excess of this firm demand level.

4. The Company can call a buy-through and then change it to an interruption if there are capacity constraints. If this occurs, customers on this tariff are subject to penalty for any unauthorized use of electricity.



Direct Control Interruptible Service Rider

AVAILABILITY

Available to customers on Rate Schedules Cg-2, Cg-4, Cg-6, Cg-8, and Sp-3 who contract for service for a period of three years with a minimum on-peak interruptible load of 75 kW measured over a 15-minute time period. The interruptible load must be controllable by a switch located in the Company's Power Supply Office.

RATE

Deliveries from the Company to the customer will be billed in accordance with the applicable Cg-2, Cg-4, Cg-6, Cg-8, and Sp-3 rate schedules of the Company, with the exception that customers served on this rider will have the on-peak demand charge for that portion of the customer's load designated as interruptible reduced by \$0.13151 per kW per day.

A customer receiving service under this rider may have the rate adjusted periodically as the Public Service Commission of Wisconsin approves changes to this schedule.

DETERMINATION OF DEMAND

1. For a customer who has nominated a contract firm demand level, if the measured maximum on-peak, 15-minute demand is greater than the contract firm demand level, the load designated as interruptible will be equal to the difference between the measured maximum on-peak, 15-minute demand and the contract firm demand level. If the measured maximum 15-minute demand is less than or equal to the contract firm demand level, the load designated as interruptible is zero.
2. For a customer who has nominated a contract interruptible demand, the customer must start backup electric generation to supply the interruptible load. For a customer with parallel switchgear, the load designated as interruptible is the lesser of the contract interruptible demand and the customer maximum 15-minute demand, but cannot exceed the minimum generation level of the backup electric generation during the entire interruption period. For a customer without parallel switchgear, the load designated as interruptible is the lesser of the contract interruptible demand and the monthly maximum on-peak 15-minute demand, but cannot exceed the minimum generation level of the backup electric generation during the entire interruption period.

CONDITIONS OF DELIVERY

1. Customers will be subject to interruptions. An interruption will be called by the Company in order to maintain the reliability of the power system. Customers will not be able to buy out of an interruption.
2. A customer receiving service under this rider must enter into a contract that specifies that portion of the customer's load that is interruptible. The customer may choose to nominate the contract firm demand level or the contract interruptible demand level.
 - a. For customers nominating a firm contract, the contract firm demand level may be amended annually during the contract term if the customer's load characteristics change so as to make the existing contract level inappropriate. That portion of the customer's load remaining as interruptible once the firm nomination is made may not be reduced by more 20 percent in any one year and by more than 30 percent in any three-year period. In no circumstances may the contract firm demand level be amended in such a way as to create a minimum on-peak interruptible load of less than 75 kW. All requests for changes in the contract firm demand level are subject to the approval of the Company.



Direct Control Interruptible Service Rider

CONDITIONS OF DELIVERY (continued)

- b. For customers nominating an interruptible demand level, the portion of service that is confirmed as interruptible may not be reduced by more 20 percent in any one year and by more than 30 percent in any three-year period. In no circumstances may the contract interruptible demand level be amended in such a way as to create a minimum on-peak interruptible load of less than 75 kW. All requests for changes in the contract interruptible demand level are subject to the approval of the Company.
3. The Company will perform periodic testing (on average annually) of customer's ability to interrupt the amount of demand they have contracted to provide. Failure to successfully comply with a test interruption may result in adjustments to the customer's Is-4 service agreement or ability to participate in this service rider. The customer will pay the full demand charge (no credit will be applied) to the level of capacity that was not interrupted in the test until the customer successfully complies with a Company authorized interruption test for the entire contracted interruption capacity at a later date. Failure of an initial test under this provision will not affect the charges for unauthorized use included in paragraph 12 of this rider.
4. A customer may make a one-time election to take service under this rate schedule for a trial period. The trial period will run from time of election until January 1 of the following year which is when the Company must set its capacity requirements for the year. The customer must execute a contract which specifies that the customer will notify the Company at least 30 days before the trial period ends of whether the customer will continue the interruptible service contract for a minimum of three more years. The interruptible service contract will contain a provision which will specify that the contract will remain in effect until and unless terminated by either party by giving three years' prior written notice.
5. For a customer with a contract interruptible demand level, after receiving notification by the Company of an interruption, the customer must start backup generation to supply the interruptible load, and the generation output, as metered by the Company, must remain at a level no less than the contract interruptible demand level until the customer is notified by the Company that the interruption period has ended and service has been resumed. **Failure to comply with these provisions will result in an unauthorized use of electricity.**
6. The customer may schedule up to two weeks of annual maintenance for any generating equipment necessary to comply with this service rider. During this period, the Company will not exercise its right to interrupt electric service to the customer. The customer must notify the Company at least two weeks prior to any maintenance periods. Maintenance periods must be approved by the Company and will not be scheduled during the months of June, July, August, or September. Scheduled annual maintenance will not reduce any demand credits to the customer under this service rider. For any other occasion that the customer wishes not to be interrupted, a Short-Term Interruptible Replacement service is available on a limited basis subject to the terms contained in Rate Schedule STIR.
7. The customer's load designated as interruptible may be instantaneously interrupted without notice by the Company. The Company will provide a radio receiver and the customer will be responsible for installing an audible and/or visual alarm that will alert the customer up to 15 minutes prior to interruption. All costs incurred to install the alarm will be paid by the customer. The Company will have sole discretion on the length of interruption.
8. The availability of service under this rate may be limited at the discretion of the Company. Service under this rate may be refused if the Company believes the load to be interrupted will not provide adequate load reduction when the Company desires interruption.



Direct Control Interruptible Service Rider

CONDITIONS OF DELIVERY (continued)

9. The customer will, at the customer's expense, install all apparatus and materials necessary for the proper utilization of the power furnished by the Company including disconnect mains and monitoring equipment. All such apparatus will conform to the Company's rules and regulations and will be kept in suitable operating conditions at all times.
10. A customer choosing to operate electric-generating equipment to supply the interruptible load will not connect it in parallel with the Company's system without the written consent of the Company nor without providing, at the customer's expense, protective and synchronizing equipment satisfactory to the Company in accordance with the Company's electric service rules regarding customer-owned electric-generating equipment.
11. Service under this rate will be subject to interruptions or buy-throughs at the sole discretion of the Company. There will be no more than 300 combined hours of interruptions and buy-throughs in a calendar year, of which, interruptions (not including test interruptions) will be limited to no more than 150 hours. Interruptions due to lightning, wind necessary MGE system maintenance repairs and other causes other than intentional load curtailment interruptions by the Company will not be considered in determining the hours of interruption. If the total hours of requested interruptions and buy-throughs exceed 80 percent of the maximum contracted hours of interruption and buy-through during any calendar year, the Company reserves the right to manage the remaining available interruptible/buy-through hours to best meet the Company's capacity/buy-through needs for the remainder of the year.
12. The customer will pay the full demand charge (no credit will be applied) for the first instance of unauthorized use of electricity during an interruption. The monthly credit will not be applied to the associated level of demand until the customer successfully complies with a Company-authorized interruption test for the entire contracted interruption capacity. Along with the loss of the monthly credit, the customer will also pay \$25 per kilowatt for each additional instance during any continuous 12-month period of unauthorized use of electricity during a period of interruption of service ordered by the Company. The Company may suspend service under this rate if the customer uses service during periods of interruption and thereafter serve the customer under the appropriate rate.
13. The customer will pay, in advance of construction, all costs estimated by the Company for facilities to serve the interruptible load.
14. The Company will not be liable for any damages sustained by customer because of interruptions, deficiencies, or imperfections of electric service provided under this rate.
15. Interruptible service will not be used as standby for any other forms of energy or fuel.
16. Service under this rate will be furnished only in accordance with the Electric Service Rules and Regulations of the Company.
17. Energy furnished under this rate will not be resold.



Direct Control Interruptible Service Rider

BUY-THROUGH CONDITIONS

1. Customers will also be subject to buy-throughs. A buy-through will be called if the day-ahead Locational Marginal Price (LMP) applicable for the MGE load zone for at least two consecutive hours exceeds \$150 per MWh. Customers will be electronically notified at least four hours in advance of a buy-through. Customers will be informed at the time of the notification of the time of the buy-through and the hourly price of the buy-through. Multiple buy-through periods can be called for on any day.
2. The buy-through price will equal Midwest Independent Transmission System Operator day-ahead LMP price plus 10 percent for ancillary services.
3. If the customer nominates a contract firm demand level, the buy-through quantity is the kW per hour in excess of the firm demand level.

If the customer nominates an interruptible demand, the firm portion that will be used to determine the buy-through quantity will be based on the demand of the hour preceding the buy-through less the interruptible nomination. The buy-through quantity will then be the kW per hour in excess of this firm demand level.

4. The Company can call a buy-through and then change it to an interruption if there are capacity constraints. If this occurs, customers on this tariff are subject to penalty for any unauthorized use of electricity.



Short-Term Interruptible Replacement Service

AVAILABILITY

Available to any customer taking service under the Is-3 or Is-4 Interruptible Service Riders.

RATE

The Short-Term Interruptible Replacement (STIR) service charge will be the greater of (1) the contracted cost of short-term replacement capacity plus 10 percent for administrative costs or (2) \$1.20 per kW week. All energy associated with STIR service will be billed under the rate schedule applicable to the firm portion of the customer's load.

The customer may negotiate with the Company the maximum they are willing to pay for replacement service. If the replacement service is not available at or below the maximum price the customer is willing to pay, no purchase will take place.

CONDITIONS OF DELIVERY

1. STIR service is service provided by the Company to allow customers to replace all or part of their load designated as interruptible with firm demand.
2. STIR service may only be purchased by the customer in one-week increments. The customer will be allowed to purchase no more than three weeks of STIR service in any calendar year and no more than one week out of any four continuous week period.
3. The customer must notify the Company no less than one week in advance of the period the customer seeks STIR service to take effect and must specify the kW of STIR service being requested. Customers with less than 500 kW of load designated as interruptible must request STIR service for their entire interruptible load.
4. The Company will use its currently owned or contracted capacity to provide STIR service whenever possible. When additional purchases are required, the Company will endeavor to purchase the least cost combination of price and quantity which is sufficient to meet the customer's STIR service needs.
5. A customer may request a two-week increment of STIR service if the customer experiences an unexpected maintenance issue with one of their generators. This request will only be approved by the Company if the Company has the capacity necessary to meet the customer's STIR service needs.



Bring Your Own Device Service Rider

AVAILABILITY

This is an optional rate schedule available to customers on Rate Schedules Rg-1, Rg-2, Rg-2A, and Cg-5 who have installed a "Qualified Device." R

QUALIFIED DEVICE

For the purposes of this tariff, a Qualified Device is defined as a device that satisfies each of the following criteria:

1. The device is compatible and enrolled with the Company's energy management platform (the "Platform"). A list of compatible devices is made available on the Company's website.
2. The device is owned by the customer responsible for the electric account from which the device is served.
3. The device is connected to a reliable Internet connection.
4. The device meets all the applicable Additional Qualifications listed in this schedule.

ADDITIONAL QUALIFICATIONS

Option 1: Smart Thermostat:

1. Under this option, there is a participation limit of 7,000 devices until December 31, 2024. Effective January 1, 2025, there is a participation limit of 8,000 devices under this option. R
2. The thermostat controls a functioning centralized HVAC system. R
3. Customers may enroll multiple thermostats, but incentives will be provided per HVAC unit controlled. Customers with multiple HVAC units may be eligible for multiple incentives. R

Option 2: Smart Water Heater – Electric Resistance: N

1. Under Option 2 and Option 3, there is a collective participation limit of 500 devices. N
2. The eligible device must be controllable electric resistance technology providing comprehensive water heating for the premise. N

Option 3: Smart Water Heater – Heat Pump: N

1. Under Option 2 and Option 3, there is a collective participation limit of 500 devices. N
2. The eligible device must be controllable heat pump technology providing comprehensive water heating for the premise. N

RATE

All deliveries from the Company to the customer will be billed in accordance with the customer's otherwise applicable rate schedules.

The customer will receive an incentive for each Qualified Device enrolled in the Platform according to the following one-time enrollment and annual participation incentives: R

Option 1: Smart Thermostat:

| | | |
|---|---------------|----|
| One-time enrollment incentive, per customer and premise | \$25.00 | DR |
| Annual participation incentive, per HVAC unit | up to \$25.00 | R |



Bring Your Own Device Service Rider

Option 2: Smart Water Heater – Electric Resistance: N

- One-time enrollment incentive, per customer and premise \$25.00 N
- Annual participation incentive, per controlled water heater up to \$25.00 N

Option 3: Smart Water Heater – Heat Pump: N

- One-time enrollment incentive, per customer and premise \$25.00 N
- Annual participation incentive, per controlled water heater up to \$15.00 N

INTERNET ACCESS M

Communication between Qualified Devices and the Company is achieved via the Platform by using the customer's Internet connection, which the customer will maintain.

EQUIPMENT CONTROL

The customer agrees to provide the Company with the ability to control the Qualified Device, via the Platform, in order to reduce electrical demand during high electricity demand periods ("Events").

- 1. Events will typically take place during peak hours on non-holiday weekdays. D
R
- 2. Mandatory Events may take place in other months and/or at other times of the day.
- 3. Some events may be preceded by a Preemptive Event Adjustment (PEA). For example, there could be a decrease in the thermostat temperature in order to pre-cool the customer's home. R
- 4. No more than 120 event hours for Option 1 will be called per customer per year. No more than 500 event hours for Option 2 and Option 3. The total event hours for each option do not include any hours associated with PEAs for those events. R
- 5. An event will last no more than four hours, not including PEAs. R
- 6. Customers may opt-out of an event at any time unless the event is a Mandatory Event as defined below.

MANDATORY EVENT

The Company will only dispatch a Mandatory Event if the North American Electric Reliability Corporation ("NERC") declares Level 2 Alerts for the Company's service territory, as defined by NERC's Reliability Standard EOP-002-2.

SPECIAL TERMS AND PROVISIONS

- 1. Option 1, Option 2, and Option 3 will apply for a minimum of 12 months, starting with the first full billing month after the customer enrolls via the Platform. D
R
- 2. If a customer has previously enrolled in an option and withdrawn, they may not reenroll until 12 full billing months after they last withdrew. R
- 3. The one-time enrollment incentive will be provided once per customer per residence. Customers with multiple HVAC units may be eligible for multiple incentives. R



Bring Your Own Device Service Rider

4. Participation incentives will be delivered only if the customer is actively enrolled in the program and has an active service agreement with the Company. Those who do not participate through an entire year may not receive the full annual participation incentive. MDN
5. The Company, in its sole discretion, may remove the customer from this option in the case of poor performance, whether the performance in question was intentional or due to equipment malfunction.
6. The Company, in its sole discretion, may terminate this option at any time.
7. The Company may use discretion in selecting the frequency (annual, seasonal, or daily) and method in which incentives are distributed for this program. For example, the Company may use the funds to offset costs for a smart thermostat through Focus on Energy. In addition, the Company intends to transition at a future date to a daily incentive as the standard practice. N



**Customer-Owned Alternative Energy Service Riders -
Common Terms of Service**

Reserved for future use.



Parallel Generation

AVAILABILITY

Available to customers with their own electric generation facilities who want to connect such facilities in parallel with the Company's system and whose facilities are approved by the Company. Customers with Company-approved parallel generation facilities may interconnect with the Company's grid even if they do not elect to receive service under this tariff. Customers with their own electric generation facilities having an aggregate capability of producing 20 kW-AC or more of electricity may negotiate with the Company for rates other than specified in this rate schedule. Negotiations will be conducted in accordance with the guidelines established by the Public Service Commission of Wisconsin (PSCW) by order in Docket 05-ER-12.

RATE

1. The Company will purchase all quantities of electric energy received from the customer's facilities during each month in accordance with the Parallel Generation Buyback Rates listed in Sheet E-2.2.
2. If a second meter is required for this rate schedule, the customer will pay the appropriate customer charge each month as follows in addition to any customer charges of the applicable retail rate schedule(s):

| | <u>Per Day</u> |
|-------------------|----------------|
| Single-phase..... | \$0.32210 |
| Three-phase | \$0.38210 |

PAYMENT

Payment is due not later than the due date shown on the bill. Any Company billing charges unpaid after the due date will be subject to a late payment charge as described in the Company's electric service rules under Late Payment Charge.

Customers with a net account credit may request a check to be issued by the Company no more frequently than once every 12 months.

1. Customers may request a check to be issued if their net account credit is greater than \$100.
2. Customers may request a check to be issued when they close their account.
3. All checks issued by the Company will be in the amount of the customer's net account credit.

SERVICE COMPATIBILITY

The customer must generate electric power at the same characteristics, voltage, current and frequency, and number of phases as the customer receives service from the Company and will be subject to the same electric service rules as are the general service customers of the Company.

Safety of the physical well-being of all persons will be paramount under all considerations and aspects of the construction, operation, and maintenance of generating equipment operated in parallel with the Company's system.



Parallel Generation

METERING AND SERVICE FACILITIES

The customer will provide, in writing, proof of compliance with all applicable local, state, and national electrical and safety codes. The customer will pay for the cost of building and/or rebuilding any Company facilities required to adequately accommodate, meter, and/or bill the parallel generation system. These costs may be paid by the customer over a time period not to exceed 24 months from the date of billing by the Company. A finance charge will be added to all amounts not paid within 30 days of billing. The Company will furnish, install, and maintain the appropriate metering and measure the flow of energy.

The Company will furnish, install, and maintain the appropriate metering and measure the flow of energy.

INTERCONNECTION FACILITIES

The customer will furnish, install, operate, and maintain facilities such as manual lockable disconnect(s), relays, switches, synchronizing equipment, monitoring equipment, and control and protective devices designated by the Company as suitable for parallel operation with the Company system. Such facilities and schemes will be reviewed and approved by the Company prior to interconnection. Interconnection equipment designed to isolate the customer's generation from the Company's system will be accessible at all times to authorized Company personnel. All other equipment will be accessible to the Company periodically for routine testing.

Customer generation equipment will be of such design as to prevent undesirable effects upon the operation of standard services or equipment of the Company, its customers, or other utilities or agencies (for example, radio or television interference, etc.). In all respects, the generation equipment and its connection to the Company's system will conform to the guidelines and interconnection rules in Wis. Admin. Code § PSC 119.04.

CONTRACT

The Company will require a contract specifying technical and operating aspects of parallel generation. Customers have the right to appeal to the PSCW if they believe the contract required by the Company is unreasonable.

STANDBY, MAINTENANCE, AND SUPPLEMENTAL POWER

For standby, maintenance, and supplemental power, the customer will purchase the energy under the applicable retail rate schedule. Maintenance of parallel generation equipment will be scheduled with the Company. Demand charges paid by the customer during the maintenance period will be prorated based on the number of days the equipment is out for maintenance.



Parallel Generation

LIABILITY OF THE PARTIES

The customer will secure and maintain liability insurance that provides protection against claims for damages resulting from (1) bodily injury, including wrongful death, and (2) property damage arising out of the customer's ownership and/or operation of the facility. The limits of the policy, at the lowest, will be the greater of \$300,000 per occurrence or the per occurrence level shown in Wis. Admin. Code 119.05 or the customer will prove financial responsibility by another method acceptable, and approved in writing, by the Company. The failure of the customer or the Company to enforce the minimum levels of insurance does not relieve the customer from maintaining such levels of insurance or relieve the customer of any liability. The customer will provide the Company with a certificate of insurance containing a minimum 30-day notice of cancellation prior to execution of this agreement. The failure of the customer or the Company to enforce the minimum levels of insurance does not relieve the customer from maintaining such levels of insurance or relieve the customer of any liability. The customer will provide the Company with a certificate of insurance containing a minimum 30-day notice of cancellation prior to execution of this agreement.

Each of the parties will indemnify and save harmless the other party against any and all damages to persons or property occasioned, without the negligence of such other party, by the maintenance and operation by such parties of their respective lines and other electrical equipment.

RENEWABLE ENERGY CREDITS

All renewable energy credits and benefits, emissions allowances, or other renewable energy, air emissions, or environmental benefits for which the customer's generation project qualifies under any existing or future applicable law relating to the project will remain the property of the customer for any energy for which the customer receives a net energy credit on its monthly bill.

1. If the customer negotiates rates that differ from those in the Rate section, the ownership of any and all energy credits may also be negotiated.



Parallel Generation: Net Metering

AVAILABILITY

Available to electric customers of the Company with their own electric generation facilities having an aggregate capability of producing 100 kW-AC or less of electricity, who want to connect their facilities in parallel with the Company's system, and who take service under another electric rate schedule of the Company.

RATE

Deliveries from the Company to the customer will be billed in accordance with the standard applicable rate schedules of the Company.

If the amount of energy supplied to the Company exceeds the amount of energy consumed, the customer will receive a credit on their monthly bill equal to the net excess kilowatt-hours of energy received by the Company multiplied by the Energy Credit Rate, including any applicable adjustment for cost of fuel. Any credits to the customer will be reduced by the monthly customer charge and grid connection charge of the standard applicable rate schedule. Time-of-use customers' purchases and sales will be netted separately for each applicable pricing period.

| | |
|--|---|
| <u>Customer's operation over the preceding 12 months</u> | |
| Nonhydroelectric: | |
| Net purchaser (or zero)..... | Customer's Energy Rate |
| Net seller..... | Parallel Generation Buyback Rates (Sheet E-2.2) |
| Hydroelectric..... | Customer's Energy Rate |

If a second meter is required for this rate schedule, the customer will pay the appropriate customer charge each month as follows in addition to any customer charges of the applicable retail rate schedule(s):

| | |
|-------------------|----------------|
| | <u>Per Day</u> |
| Single-phase..... | \$0.32210 |
| Three-phase | \$0.38210 |

1. The only exception to this is a customer that has a second meter for billing because the customer was previously served on the Pg-4 rate schedule. In this case, the customer does not pay the cost of the second meter.

DETERMINATION OF NET SELLER STATUS

A customer's net seller status will be determined at the beginning of each month based on the previous 12 months of usage . If a customer has sold more kilowatt-hours of energy to the Company than they have purchased in this 12-month period then the customer will be considered a net seller for that month, otherwise the customer will be considered a net purchaser.

1. A customer will be considered a net purchaser if they have less than 12 months of service on this rate schedule.



Parallel Generation: Net Metering

PAYMENT

Payment is due not later than the due date shown on the bill. Any Company billing charges unpaid after the due date will be subject to a late payment charge as described in the Company's electric service rules under Late Payment Charge.

Customers with a net account credit may request a check to be issued by the Company no more frequently than once every 12 months.

1. Customers may request a check to be issued if their net account credit is greater than \$100.
2. Customers may request a check to be issued when they close their account.
3. All checks issued by the Company will be in the amount of the customer's net account credit.

SERVICE COMPATIBILITY

The customer must generate electric power at the same characteristic, voltage, current and frequency, and number of phases as the customer receives service from the Company and will be subject to the same electric service rules as are the general service customers of the Company.

Safety of the physical well-being of all persons will be paramount under all considerations and aspects of the construction, operation, and maintenance of generating equipment operated in parallel with the Company's system.

METERING AND SERVICE FACILITIES

The customer will provide, in writing, proof of compliance with all applicable local, state, and national electrical and safety codes. The customer will pay for the cost of building and/or rebuilding any Company facilities required to adequately accommodate, meter, and/or bill the parallel generation system. These costs may be paid by the customer over a time period not to exceed 24 months from billing by the Company. A finance charge will be added to all amounts not paid within 30 days of billing.

When necessary, flow of energy from the customer's generation facilities into the electrical system of the Company will be permitted with the meter of the Company allowed to run backwards.

INTERCONNECTION FACILITIES

The customer will furnish, install, operate, and maintain facilities such as manual lockable disconnect(s), relays, switches, synchronizing equipment, monitoring equipment, and control and protective devices designated by the Company as suitable for parallel operation with the Company system. Such facilities and schemes will be reviewed and approved by the Company prior to interconnection. Interconnection equipment designed to isolate the customer's generation from the Company's system will be accessible at all times to authorized Company personnel. All other equipment will be accessible to the Company periodically for routine testing.

Customer generation equipment will be of such design as to prevent undesirable effects upon the operation of standard services or equipment of the Company, its customers, or other utilities or agencies (for example, telephone, radio, or television interference, etc.). In all respects, the generation equipment and its connection to the Company's system will conform to the guidelines and interconnection rules in Wis. Admin. Code § PSC 119.04.



Parallel Generation: Net Metering

CONTRACT

The Company will require a contract specifying technical and operating aspects of parallel generation. Customers have the right to appeal to the PSCW if they believe the contract required by the Company is unreasonable.

STANDBY, MAINTENANCE, AND SUPPLEMENTAL POWER

For standby, maintenance, and supplemental power, the customer will purchase the energy under the applicable retail rate schedule. Maintenance of parallel generation equipment will be scheduled with the Company. Demand charges paid by the customer during the maintenance period will be prorated based on the number of days the equipment is out for maintenance .

LIABILITY OF THE PARTIES

The customer will secure and maintain liability insurance that provides protection against claims for damages resulting from (1) bodily injury, including wrongful death and (2) property damage arising out of customer's ownership and/or operation of the facility. The limits of the policy, at the lowest, will be the greater of \$300,000 per occurrence or the per occurrence level shown in Wis. Admin. Code 119.05 or the customer will prove financial responsibility by another method acceptable, and approved in writing, by the Company. The failure of the customer or the Company to enforce the minimum levels of insurance does not relieve the customer from maintaining such levels of insurance or relieve the customer of any liability. The customer will provide the Company with a certificate of insurance containing a minimum 30-day notice of cancellation prior to execution of this agreement.

Each of the parties will indemnify and save harmless the other party against any and all damages to persons or property occasioned, without the negligence of such other party, by the maintenance and operation by such parties of their respective lines and other electrical equipment.

RENEWABLE ENERGY CREDITS

All renewable energy credits and benefits, emissions allowances, or other renewable energy, air emissions, or environmental benefits for which the customer's generation project qualifies under any existing or future applicable law relating to the project will remain the property of the customer for any energy for which the customer receives a net energy credit on its monthly bill.

SPECIAL TERMS AND PROVISIONS

1. Any customer that is served on this schedule that is also served on RWE-1 or BWE-1 will have the contracted kWh amount specified in RWE-1 and BWE-1 calculated respective to the amount of energy delivered from the Company to the customer in excess of energy delivered from the customer to the Company. The amount of energy calculated in this way will not be calculated separately for any applicable pricing periods.



Photovoltaic Parallel Generation (Experimental)

AVAILABILITY

Available to customers in good standing of the Company with their own photovoltaic (PV) electric generation facilities who wish to sell the energy generated by their facility to the Company. Eligibility for this experimental tariff is limited to customers who have had a meter set date for their installation of March 6, 2007, or later.

Customers must be a retail electric customer of the Company and also take service under one of the renewable energy programs (Rate Schedule RWE-1 or BWE-1) at least at the level of AC energy produced by the customer's PV system or 100% of customer's use, whichever is less, on an annual basis.

Participation in this experimental tariff will be limited to 1,000 kW DC of nameplate customer PV generation, to be filled on a first-come, first-serve basis as determined by an interconnection agreement for the installation signed by both the customer and the Company. Minimum installation size is 1-kW DC and maximum installation size is 10-kW DC.

RATE

The customer will receive a monthly credit of \$0.25/kWh AC for PV energy sold to the Company.

SERVICE COMPATIBILITY

The customer must generate electric power at the same characteristic, voltage, and frequency as the customer receives service from the Company without creating an undue imbalance in the system and will be subject to the same electric service rules as are the general service customers of the Company.

Safety of the physical well-being of all persons will be paramount under all considerations and aspects of the construction, operation, and maintenance of generating equipment operated in parallel with the Company's system.

METERING AND SERVICE FACILITIES

The customer will pay for the cost of rebuilding any Company facilities required to adequately accommodate the parallel generation system and will provide proof of compliance with all applicable local, state, and national electrical and safety codes in writing. These costs may be paid by the customer over a time period not to exceed 24 months from billing by the Company. A finance charge will be added to all amounts not paid within 30 days of billing.

Two utility meters are required for this program and provided by the Company. The customer must provide a suitable two meter socket that meets all codes and standards for grid-connected terrestrial power systems.



Photovoltaic Parallel Generation (Experimental)

INTERCONNECTION FACILITIES

The customer will furnish, install, operate, and maintain facilities such as manual lockable disconnect(s), relays, switches, synchronizing equipment, monitoring equipment, a two-meter socket for the customer generation and billing meters, and control and protective devices designated by the Company as suitable for parallel operation with the Company system. Such facilities and schemes will be reviewed and approved by the Company prior to interconnection. Interconnection equipment designed to isolate the customer's generation from the Company's system will be accessible at all times to authorized Company personnel. All other equipment will be accessible to the Company periodically for routine testing.

Customer generation equipment will be of such design as to prevent undesirable effects upon the operation of standard services or equipment of the Company, its customers, or other utilities or agencies (for example, telephone, radio, or television interference).

In all respects, the generation equipment and its connection to the Company's system will conform to the guidelines and interconnection rules in Wis. Admin. Code § PSC 119.04.

CONTRACT

The Company will require a ten-year contract specifying technical and operating aspects of the PV system, as specified in the "PV Generation Interconnection Agreement (10-kW DC or less)". The effective date of this agreement will be the date that the Company signs this agreement. The customer has 12 months from the effective date of this agreement to interconnect and deliver energy to the Company.

Customers have the right to appeal to the PSCW if they believe the contract required by the Company is unreasonable.

LIABILITY OF THE PARTIES

Customer will secure liability insurance that provides protection against claims for damages resulting from (1) bodily injury, including wrongful death, and (2) property damage arising out of customer's ownership and/or operation of the facility. The limits of the policy will be at least \$300,000 per occurrence or prove financial responsibility by another method acceptable and approved in writing by the Company. The failure of the customer or the Company to enforce the minimum levels of insurance does not relieve the customer from maintaining such levels of insurance or relieve the customer of any liability. The customer will provide the Company with a certificate of insurance containing a minimum 30-day notice of cancellation prior to execution of the agreement.

Each of the parties will indemnify and save harmless the other party against any and all damages to persons or property occasioned, without the negligence of such other party, by the maintenance and operation by such parties of their respective lines and other electrical equipment.

ENERGY CREDITS

All renewable energy credits and benefits, emissions allowances, or other renewable energy, air emissions, or environmental benefits for which the PV generation project qualifies under any existing or future applicable law relating to renewable energy projects will be the property of the Company.



Residential Renewable Energy Program

AVAILABILITY

Service under this voluntary schedule is available to residential customers on Rate Schedules Rg-1, Rg-2, Rg-2A, Rg-7, and Rw-1.

Service under Option 3 of this schedule is mandatory for residential customers on Rate Schedule RFB-1. N

RATE

All the provisions of the applicable Rg-1, Rg-2, Rg-2A, Rg-7, Rw-1, and RFB-1 rate schedules will apply, with the exception that customers served on this rider who: R

1. Elect to purchase a block of energy will have a Renewable Energy Charge equal to \$0.01000 per kWh multiplied by the contracted monthly kWh block size added to each bill; or
2. Elect to purchase a percent of their energy under this rider will have an incremental energy charge of \$0.01000 per kWh applied to the contracted percentage of kWh each billing period.
3. Elect to purchase all of their energy under this rider, with an incremental energy charge of \$0.01000 per kWh applied to the portion of MGE's energy that is non-renewable. The renewable portion forecasted to be served by the standard resource portfolio will be displayed on the customer's bill and MGE will retire renewable energy credits associated with this amount. The current renewable percentage is 25%. This percentage will be updated annually. N

The charge above is in addition to the monthly energy charges on the customer's standard applicable tariff rate.

All energy purchased under this rider is exempt from fuel cost surcharges and credits.

SPECIAL TERMS AND PROVISIONS

1. Energy produced by renewable energy projects may be limited, and service under this rider may be limited at the discretion of the Company, based on the expected level of renewable energy available.
2. Changes in the weather, renewable energy market, and other factors may result in less renewable power being generated than predicted. Upon review at the end of each calendar year, if annual energy produced and purchased from renewable energy sources was not sufficient to meet actual customer purchases, the Company will refund each currently participating customer, at the time of the review, an amount equal to \$0.01000 per kWh multiplied by the difference between the actual renewable energy kWh delivered and the renewable energy kWh the customer committed to purchase.
3. Due to the fact this service is optional and increases utility bills, the Company may limit customer participation in the program based on bill payment and collection histories.
4. The Company may establish minimum block sizes and percentages for participants under this program. Customers who previously took service on this tariff prior to the effective date of the order in Docket 3270-UR-115 at a 150-kWh block size may continue service under this block size unless they subsequently change their service election.



Business Renewable Energy Program

AVAILABILITY

Service under this voluntary schedule is available to commercial and industrial customers on Rate Schedules Cg-2, Cg-3, Cg-4, Cg-5, Cg-6, Cg-7, Cg-8, Cp-1, Sp-3, Gf-1, Mg-2, MLS, OL-1, and GSL-1 who contract with the Company to purchase a block of renewable energy.

R

RATE

All the provisions of the applicable rate schedules will apply, with the exception that customers served on this rider who:

1. Elect to purchase a block of energy will have a Renewable Energy Charge equal to \$0.01000 per kWh multiplied by the contracted monthly kWh block size added to each bill; or
2. Elect to purchase a percent of their energy under this rider will have an incremental energy charge of \$0.01000 per kWh applied to the contracted percentage of kWh each billing period.
3. Elect to purchase all of their energy under this rider, with an incremental energy charge of \$0.01000 per kWh applied to the portion of MGE's energy that is non-renewable. The renewable portion forecasted to be served by the standard resource portfolio will be displayed on the customer's bill and MGE will retire renewable energy credits associated with this amount. The current renewable percentage is 25%. This percentage will be updated annually.

N

The charge above is in addition to the monthly energy charges on the customer's standard file tariff rate.

All energy purchased under this rider is exempt from fuel cost surcharges and credits.

SPECIAL TERMS AND PROVISIONS

1. Energy produced by renewable energy projects may be limited, and service under this rider may be limited at the discretion of the Company, based on the expected level of renewable energy available.
2. Changes in the weather, renewable energy market, and other factors may result in less renewable power being generated than predicted. Upon review at the end of each calendar year, if annual energy produced and purchased from renewable energy sources was not sufficient to meet actual customer purchases, the Company will refund each currently participating customer, at the time of the review, an amount equal to the rate at which the renewable energy was charged multiplied by the difference between the actual renewable energy kWh delivered and the renewable energy kWh the customer committed to purchase.
3. Due to the fact this service is optional and increases utility bills, the Company may limit customer participation in the program based on bill payment and collections histories.
4. The Company may establish minimum block sizes and percentages for participants under this program. If the existing service level is below newly established minimums, customers who previously took service on this tariff prior to the effective date of the order in Docket 3270-UR-115 may continue service under either the block size or percentage level as of that date unless they subsequently change their service election.
5. If a customer desires to lock in the renewables adder rate effective at the time the customer initiates service under this rate schedule, the customer may do so by signing a multiyear contract for service for a period of time up to ten years. Customers who elect this option will remain on service for the term of the contract at the rate effective at the time the contract is entered, regardless of changes from time to time that may be authorized in the rate schedule. Service can be continued after the term of the contract, if available, at the authorized rate that is then effective. The final date when business customers may sign up for the multiyear contract provision is December 31, 2008. Customers who do not elect the contract option will receive service at the currently effective rates, which are subject to change as authorized by the Public Service Commission of Wisconsin.



Shared Solar Service Rider Pilot 1

AVAILABILITY

Available to customers on Rate Schedules Rg-1, Rg-2, Rg-2A, Cg-5, Cg-3, or Cg-4 who want to designate a portion of their available energy usage to come from the Company's Designated Solar Facilities. This rate schedule pertains to the shared solar portion of the customer's energy use. Service under this rate schedule will be:

1. Available to all customers served under the aforementioned rate schedules who meet the other qualifications of this tariff to the extent that service is not fully subscribed.
2. Available on a first-come, first-served basis to customers who execute a Cs-1 service agreement.
3. Provided based on the customer's subscription level.

SUBSCRIPTION LEVEL

21,893 shares of service are available where one share is defined to be an amount of solar capacity that, at the time of construction, will on average produce 325 kWh annually. Each customer on this rate schedule will have a subscription level comprised of one or more shares. Individual subscription levels will be limited to the lesser of 50 percent of the customer's average available annual energy usage or 100 percent of the customer's minimum available monthly energy usage. The Company may also further limit individual subscription levels based on specific monthly usage variations and will work with interested customers to select an appropriate subscription level. Subscription levels will be determined on a single meter, single location basis.

RATE

Customers will receive a percentage of the daily energy produced by all Designated Solar Facilities that is equal to the percentage of shares in the customer's subscription level relative to the total number of shares belonging to the Designated Solar Facilities. The amount of kWh received in this way, on a monthly basis, will not exceed the amount of kWh for which the customer would otherwise be billed the applicable per kWh Electricity Service charges ("Customer's Solar Output").

Shared Solar Participation Fee: \$47.25 per share subscribed

All provisions of the otherwise applicable rate schedules will apply with the exception of the following modification: The solar energy supplied under this rider pursuant to the Customer's Solar Output will replace an equal amount of kWh for which the customer would otherwise be billed the applicable Electricity Service per kWh charges. When applicable, these kWh will be replaced across time-of-use periods in proportion to the customer's usage across these periods.

Customer's Solar Output will be billed in accordance with the following rates:

| | Summer | Winter |
|--|-------------------------|-------------------------|
| Transmission Service: Cs-1 kWh, per kWh | \$0.00800 [†] | \$0.00800 [†] |
| Grid Electricity Service: Cs-1 kWh, per kWh..... | \$0.02500* [†] | \$0.02500* [†] |
| Cs-1 Electricity Service: Cs-1 kWh, per kWh..... | \$0.07600* | \$0.07600* |

* See *Special Terms and Provisions No. 6.*

† See *Special Terms and Provisions No. 10.*

All energy purchased under this rider is exempt from fuel cost surcharges and credits.



Shared Solar Service Rider Pilot 1

PAYMENT

Payment is due not later than the due date shown on the bill. Any Company billing charges unpaid after the due date will be subject to a late payment charge as described in the Company's electric service rules under Late Payment Charge.

DESIGNATED SOLAR FACILITIES

| Facility Location | No. of Shares |
|---|---------------|
| City of Middleton Municipal Operations Center | 2,016 |
| City of Middleton Municipal Airport (Morey Field) | 19,877 |

SPECIAL TERMS AND PROVISIONS

1. Customers must execute a Cs-1 service agreement to subscribe to service on this rider.
2. Service on this rate schedule will commence with the first regular meter reading following approval of the customer's service agreement by the Company. Service will terminate on the earlier of:
 - a. Customer's withdrawal from the program as a result of either the customer's choice or the customer leaving MGE's electric service territory, or
 - b. 25 years from the in-service date of the Designated Solar Facilities.
3. Any customer choosing to be served on this rate schedule thereby waives all rights to any billing adjustments arising from a claim that the bill for the customer's service would be cheaper on any alternative rate schedule for any period of time, including any rights under Wis. Admin. Code § PSC 113.0406(4), Reg. January 2004, No. 577.
4. Prior to or coincidental with service commencing, the customer must pay the one-time Shared Solar Participation Fee. The participation fee is nonrefundable. Customers, however, may leave the program at any time.
5. Service hereunder is provided through one meter to one end-use customer. Service provided hereunder may not be redistributed or resold.
6. The Cs-1 Electricity Service charge and the Grid Electricity Service charge will not increase for the entire term of the customer's participation in the Cs-1 program, regardless of other changes that may from time to time be approved by the Public Service Commission of Wisconsin to the otherwise applicable rate schedule service charges or the Transmission Service charge included in this schedule.
7. If a customer moves to another location within the MGE service territory, the Cs-1 share(s) at the new location will be reduced, if necessary, according to the customer's available energy usage at the new location and the current procedure for subscription level determination under this rate schedule. Customers cannot transfer their share of service to other customers. There will be no adjustment to the previously paid Shared Solar Participation Fee.
8. All renewable energy credits associated with energy produced by the Designated Solar Facilities that is purchased by customers participating in this program will be retired annually.
9. Due to the fact this service is optional and may increase utility bills, the Company may limit customer participation in the program based on bill payment and collection histories.
10. Customers that receive service under schedule Cg-4 that are also served on this schedule will not be charged the Transmission Service charge or the Grid Electricity Service charge included in this schedule.



Renewable Energy Rider

AVAILABILITY

Available to new or existing customers taking service on Rate Schedules Cg-4, Cg-2, Cg-6, Sp-3, and Cp-1 who choose to offset all or a portion of their energy with energy generated from designated renewable resources. There is a participation limit of 50 MW of existing customer load.

R

RATE

A customer taking service under this rider will be responsible for all charges and rates specified in the customer's otherwise applicable rate schedule with the exception of the following modification: The renewable energy supplied under this rider generated by the designated renewable resource for the customer will replace an equal amount of energy for which the customer would otherwise be billed the otherwise applicable rate schedule electricity service charges. This Renewable Resource Rate is further defined below.

All energy purchased under this rider is exempt from fuel cost surcharges and credits.

PAYMENT

Payment is due no later than the due date shown on the bill. Any Company billing charges unpaid after the due date will be subject to a late payment charge as described in the Company's electric service rules under Late Payment Charge.

SPECIAL TERMS AND PROVISIONS

1. A customer must execute a RER-1 service agreement which provides for dedication of a renewable resource with power owned or procured by the Company and dedicated to a specific customer. The customer will be responsible for all the costs associated with such agreement up to a specified energy amount not to exceed the customer's total energy consumption. The RER-1 service agreement must demonstrate benefits to the customer, the Company, and nonparticipating customers. The RER-1 service agreement must be filed and approved by the PSCW and must include the following:
 - a. Dedicated Renewable Energy Facility Details.
 - (1) Source (project description including equipment type, costs, etc.).
 - (2) Size in kW and projected kWh energy produced.
 - (3) Coincidence with customer's energy usage.
 - (4) Project timeline.
 - b. Term of the agreement.
 - c. Renewable Resource Rate, which applies to the billings of the participating customer and will reflect all of the costs associated with a specific Dedicated Renewable Energy Facility including any up-front contributions or administrative charges.
 - d. Provisions to address early termination in the event either the customer or Company cannot fulfill its obligations under the agreement.
 - e. Information about customer credit worthiness.
2. A new or existing customer belonging to the eligible rate classes with multiple accounts may aggregate any—up to all—of its eligible accounts under a single contract application with the Company.



Renewable Energy Rider

SPECIAL TERMS AND PROVISIONS (continued)

3. New or existing customers belonging to the eligible rate classes will not be allowed to aggregate with other customers under a single contract application.
4. Any customer choosing to be served on this rate schedule thereby waives all rights to any billing adjustments arising from a claim that the bill for the customer's service would be cheaper on any alternative rate schedule for any period of time, including any rights under Wis. Admin. Code § PSC 113.0406(4), Reg. January 2004, No. 577.
5. Due to the fact this service is optional and may increase utility bills, the Company may limit customer participation in the program based on bill payment and collection histories.
6. Within a reasonable time (30 days) after receiving a request from a customer the Company will meet with the customer to begin discussions to determine if mutually agreeable terms can be reached with respect to a designated renewable resource in accordance with Wis. Stat. § PSC 196.192.
7. Service may be limited at the sole discretion of the Company.



Backup Generation Service Rider

AVAILABILITY

Service under this voluntary schedule is available to customers on demand-metered Rate Schedules Cg-2, Cg-4, Cg-6, Cg-8, and Sp-3 who contract for service for an initial period of five or more years. Participation in this program will be limited to a 50 MW total customer load. R

If the customer maximum 15-minute demand level falls below 75 kW, the Company will determine if it is reasonable to remove the BGS generator from the customer and discontinue BGS at that site or retain BGS at the customer site and charge for BGS based on the minimum demand volume determined in the rate provision below. Factors such as generator size, potential use of the generator elsewhere, future customer demand, and special usage circumstances will be considered in making this decision. If the Company determines it is appropriate to keep the BGS generator at the customer location, the customer may choose to continue BGS service but must agree to the minimum demand charge as described under the rate provision below.

RATE

All the provisions of the applicable Cg-2, Cg-4, Cg-6, Cg-8, and Sp-3 rate schedules will apply. In addition: R

1. Customers taking firm service under this schedule will have an additional charge for backup service applied to the customer maximum 15-minute demand as follows:
 - a. Customers who initiated service prior to July 1, 2006, will have the charge designated below applied to the greater of the customer maximum 15-minute demand or 75 kW.
 - b. Customers who initiated service on and after July 1, 2006, but prior to January 1, 2022, will have the charge designated below applied to the greater of the customer maximum 15-minute demand, 50 percent of the highest customer maximum 15-minute demand experienced by the customer during the time period the customer is served under this rate schedule, or 75 kW.
 - c. Customers who initiated service on or after January 1, 2022, will have the charge designated below applied to the greater of the customer maximum 15-minute demand, 50 percent of the highest customer maximum 15-minute demand experienced by the customer during the time period the customer is served under this rate schedule or 150 kW.
 - d. Customers who request redundant on-site BGS capacity, and such added capacity is available to the Company under the existing terms of the tariff, will have the charge designated below applied to the standby-rated capacity of the redundant generator. Redundant on-site BGS capacity in this rate schedule means any BGS generator(s) in addition to the generator(s) deemed appropriate by the Company to supply the customer maximum 15-minute demand at the time of installation.
2. Customers taking interruptible or supplemental service will have an additional charge for backup service applied to the minimum contract firm demand level.
3. The firm demand level charge is as follows: R
 - a. Customers with current contract terms taking effect prior to January 1, 2024, will have a firm demand level charge of \$0.09863 per kW per day. N
 - b. Customers with current contract terms taking effect on or after January 1, 2024, will have a firm demand level charge of \$0.10179 per kW per day. N



Backup Generation Service Rider

CONDITIONS OF DELIVERY

1. A customer receiving service under this rider must enter into a contract that identifies the size of the generator specified and installed by the Company and the customer's expected annual maximum load.
2. A customer that receives electric service through more than one distribution service feed at a single location (premise) may choose to take backup service under this schedule for all or only some of the service feeds at that location. The Company may require the customer to pay in advance of installation for any additional metering or measurement equipment necessary for the customer to take backup service for less than the entire premise.
 - a. For firm service customers, backup generation service must be taken for the entire load at each distribution service chosen. For purposes of this schedule, the customer maximum 15-minute demand will be the greatest rate at which electrical energy has been used for the distribution service feeds chosen during any 15 consecutive minutes in the current or preceding 11 billing months.
 - b. For interruptible and supplemental service customers, backup generation service must be taken for the full amount of the customer's minimum contract firm demand level. For purposes of this schedule, the contract firm demand level will be the customer's contract firm demand level in effect at the time the customer enters into the BGS contract with the Company.
3. The contract will have an initial term in accordance with the Availability Clause of this schedule. At the end of the initial term the contract will be automatically renewed on an annual basis unless written notice from either party is delivered to the other party no later than 180 days prior to the end of the contract term.
4. The authorized rate in effect at the time the initial contract term begins for a customer will remain fixed for that customer for the entire initial contract term, regardless of other changes that may from time to time be approved by the Public Service Commission of Wisconsin. At the end of the initial term, service will be charged at the authorized rate in effect at the time.
5. The Company will work with the customer to determine where to install the generator and associated equipment. The facilities will comply with Wisconsin State Electrical Code, local ordinances, and accepted engineering and planning practices and will be connected to the Company's system over the most direct route as determined by the Company. The Company is responsible for maintaining facilities in compliance with applicable regulations and ordinances that may change over the term of the contract.
6. The customer will provide or will be responsible for the cost of all right-of-way easements and building permits necessary for the Company to connect the generator to the Company's system and to install, maintain, or replace distribution facilities where necessary.
7. The customer will supply the space for the generator and a concrete pad as specified by the Company. The customer will either clear and grade such property and pour the pad or pay the Company to clear and grade such property and pour the pad.
8. The Company is responsible for installation and backfilling, as necessary. The customer is responsible for the cost of restoration of the property after the Company has completed installation and backfilling where applicable.



Backup Generation Service Rider

9. If the generator installation requires nonstandard service facilities or if the customer requests nonstandard facilities or design, including but not limited to aesthetics, noise attenuation, exhaust ventilation, or location on the customer's premise, the Company will require the customer to pay a contribution in advance of construction for the cost of the facilities in excess of standard design.
10. The customer will be required to make the Company equipment available and permit entry upon the property by Company personnel at reasonable times for the purposes of testing, maintenance, and replacement of the equipment. The Company will be responsible for testing the generator at least once a year to ensure the equipment is in proper working condition.
11. The Company reserves the right to operate the generator to meet system load requirements.
12. The availability of service under this schedule may be limited at the discretion of the Company. Service under this schedule may be refused if the Company believes the customer presents an unacceptable credit risk or cannot provide or meet suitable generator siting requirements, including physical and environmental restrictions and liability limitations.
13. Service under this schedule will be furnished only in accordance with the Electric Service Rules and Regulations of the Company.
14. Energy furnished under this schedule will not be resold by the Customer.



Home Electric Vehicle Charging Experimental Pilot Rider

AVAILABILITY

Service under this voluntary rider is available to residential customers on Rate Schedules Rg-1, Rg-2, Rg-2A, or Rg-7 who contract for service for an initial period of five years and charge their plug-in electric vehicles at home. R

Customers who choose to participate agree to provide information allowing the Company to analyze their energy use, vehicle charging patterns, and reactions to vehicle charging load management activities. Customers will also allow MGE to test remotely controlling their vehicle charging sessions.

MGE is implementing this rider as an experimental pilot program and reserves the right to discontinue this service any time after five years from the date this rider is implemented with one year prior notice. Participation on this pilot program will be limited to a maximum of 200 customers.

RATE

All the provisions of the applicable Rg-1, Rg-2, Rg-2A, or Rg-7 rate schedules will apply with the exception that customers served on this rider will have an additional charge of \$0.64145 per day for the use of MGE-owned electric vehicle charging equipment installed at their home. R

CONDITIONS OF DELIVERY

1. Customers using MGE-owned electric vehicle charging equipment under this rider must enter into an agreement with the Company.
2. Customers' vehicle charging sessions will be subject to interruption and power reduction. The Company will interrupt/reduce power to test this functionality and its benefit to the power system.
3. The availability of service may be limited at the discretion of the Company. Service may be refused if a customer's charging activities are not good candidates for this research.
4. Due to the fact this service is optional and increases utility bills, the Company may limit customer participation in the program based on bill payment and collection histories.
5. An independent contractor authorized by the Company will install one 240-volt SAE J-1772 Charging Dock for use in charging plug-in electric vehicles (hereinafter "Charging Dock"). The contractor will also provide labor and material necessary to extend a branch electric circuit from the main electric service panel to provide electricity service to the Charging Dock.
6. The Company will have access to its Charging Dock that the Company owns and has installed at customer's residence. The Company has general responsibility for maintaining and servicing the Charging Dock. However, customer will be liable to the Company for any damage to the Charging Dock caused by including, without limitation, customer's removal, transfer, tampering with, misuse or abuse of the Charging Dock; vandalism or an act of God.
7. The Company will have the right to inspect the Charging Dock and the customer's electric service should customer notify the Company that the Charging Dock is not working, and customer will make the customer's premise available to the Company or the Company's contractors for such purposes.
8. The Company will not be liable for any damages sustained by the customer's use of the Charging Dock.
9. Service under this rate will be furnished only in accordance with the Electric Service Rules and Regulations of the Company.



Electric Vehicle Fleet Pilot 1

AVAILABILITY

| | |
|--|---|
| Service under this voluntary schedule is available to both new and existing customers on Rate Schedules Cg-4 and Cg-2 who have dedicated meters for new and existing plug-in electric vehicles (EV) charging infrastructure utilized by the customer to exclusively charge its customer-owned and/or leased EVs. Assets not dedicated to the process of charging vehicles shall not be taking service from said dedicated meter. | R |
| Participation in this program will be limited to EV-charging infrastructure with a total nameplate capacity of 20 MW-DC. This pilot will be available to new and existing customers for a period of ten years commencing January 1, 2021. | R |
| | N |

RATE

All the provisions of the otherwise applicable rate schedule(s) will apply with the exception that a customer served on this rider will have a reduction to both the maximum monthly on-peak 15-minute demand and the customer maximum 15-minute demand charges for a period of five years based on when service commences at the meter.

Customers taking service under this schedule will have a reduction in demand charges on the following schedule:

1. Year 1 reduction: 80%
2. Year 2 reduction: 60%
3. Year 3 reduction: 40%
4. Year 4 reduction: 20%
5. Year 5 reduction: 0%

PAYMENT

Payment is due not later than the due date shown on the bill. Any Company billing charges unpaid after the due date will be subject to a late payment charge as described in the Company's electric service rules under Late Payment Charge.

CONDITIONS OF DELIVERY

1. A customer receiving service under this rider must contact the Company to review charging configuration to ensure service is dedicated exclusively to charging infrastructure.
2. The availability of service under this rate may be limited at the discretion of the Company. Service under this rate may be refused if the Company believes the load is serving load not dedicated to the charging electric vehicles.
3. The customer will, at customer's expense, install all apparatus and materials necessary for the proper utilization of power furnished by the Company.
4. The customer will pay, in advance of construction, all costs estimated by the Company for facilities to serve the charging load.
5. The Company will not be liable for any damages sustained by the customer because of interruptions, deficiencies, or imperfections of electric service provided under this rate.
6. Service under this rate will be furnished only in accordance with the Electric Service Rules and Regulations of the Company.
7. Energy furnished under this rate will not be resold.
8. Service under this schedule may not be combined with service under Is-3, Is-4, the Low Load Factor Provision, or combined metering.



New Load Market Pricing Rider (Experimental)

AVAILABILITY

The New Load Market Pricing Rider (Rider) is available in all territory served by the Company.

The Rider participation limit is a program maximum of 75 MW total load (baseline plus forecasted new load). Applications will be considered on a first-come, first-served basis.

This Rider is available to customers served under Rate Schedule Cg-2, Cg-6, or Cp-1. A customer under this Rider shall maintain a minimum of 400 kW of load above Demand Baseline Levels for eight out of the 12 months in each of the contract service years. A customer's expected load must meet this criterion to be eligible for service under this Rider. Failure to meet this criterion will result in the customer being removed from this rate.

This Rider is not available to customers or potential customers transferring load from a different electricity provider in Wisconsin to the Company.

Availability of this Rider is subject to availability of adequate transmission and generation capacity to serve the load.

This Rider is an experimental pilot program. The terms and conditions of this Rider may be modified outside of a rate proceeding, subject to approval by the Public Service Commission of Wisconsin (PSCW).

RATE

Each customer will have unique Baseline Levels for energy and demand usage as outlined in the Baseline Determination section of this Rider. A customer will be charged according to the applicable standard tariff distribution and electricity service rates for their usage and demands up to and including their Baseline Levels. The customer will also pay the Grid Connection and Customer Service Charge of the applicable standard tariff that they qualify for service on. Incremental usage and demands above the Baseline Levels will be charged at market-based energy and incremental demand rates specified in this Rider.

1. **Administrative Charge per Day:** \$6.00
2. **Baseline Level Charges.** The applicable Schedule Cg-2, Cg-6, or Cp-1 rates, definitions, rules, and riders apply to all energy and demand consumption that does not exceed the Baseline Levels that occur throughout the billing period.
3. **Above Baseline Level Charges.** The following charges shall apply to all energy and demand consumption in excess of the Baseline Levels as they apply throughout the billing period.
 - a. **Incremental Energy Rate (IER).** If the customer's energy consumed exceeds Baseline Levels in any hour of the billing month, the incremental energy above the Baseline Levels will be charged the following IER components:
 - (1) The hourly Midcontinent Independent System Operator, Inc. (MISO) Day-Ahead Locational Marginal Pricing for the MGE.MGE pricing load zone.



New Load Market Pricing Rider (Experimental)

RATE (continued)

- (2) Transaction costs charged and credited to the Company by MISO. These charges include, but are not limited to:
 - (a) Regulation Cost Distribution Amount (MISO Schedule 3),
 - (b) Spinning Reserves Cost Distribution Amount (MISO Schedule 5),
 - (c) Supplemental Cost Distribution Amount (MISO Schedule 6),
 - (d) Revenue Sufficiency Guarantee Distribution Amount,
 - (e) Revenue Neutrality Uplift Expense, and
 - (f) Distribution of Losses Credit.
- (3) Energy-based transmission and dispatch operation costs charged to the Company by American Transmission Company (ATC), MISO, or their successors for costs to provide transmission service to the customer. These charges include, but are not limited to:
 - (a) Multi-Value Project (MVP) Expense (MISO Schedule 26A, as well as MVP true-up adjustments),
 - (b) MISO Administrative Expenses (MISO Schedule 17), and
 - (c) Control Area Operator Cost (MISO Schedule 24).
- (4) Margin on Energy at \$0.0005/kWh.
- (5) Distribution Energy Loss rates applicable for respective primary and secondary voltage services will be applied to IER components (1) through (4).
- (6) Gross Receipts Tax applied to IER components (1) through (5) at 3.19%.

The IER will not be less than \$0.007/kWh in any hour. IER components (1) and (2), as well as the associated losses from component (6) will be treated as fuel-related energy costs.

- b. Incremental Demand Rate (IDR). If the customer's coincident demand at the time of ATC system peak exceeds Baseline Levels for the month, the incremental demand above the Baseline Levels will be charged the following IDR components:
 - (1) Resource Adequacy Charge based on the latest Auction Clearing price for the Local Resource Zone in which the Company is located. This charge only applies to firm load. See the Non-firm Load section of this Rider for additional details and requirements.
 - (2) ATC Network Transmission Charge. This charge will be based on the estimated rate provided by ATC (MISO Schedule 9).



New Load Market Pricing Rider (Experimental)

RATE (continued)

- (3) Demand-based transmission costs charged to the Company from ATC, MISO, or their successors for costs to provide transmission service. The Company will use the base rate case cost estimates to determine a per unit rate including recovery of escrow accounting cost adjustments. These charges include, but are not limited to the following:
 - (a) Scheduling/Dispatch (MISO Schedule 1),
 - (b) Voltage/Reactive Expense and Revenue (MISO Schedule 2),
 - (c) Independent System Operator Cost Recovery (MISO Schedule 10),
 - (d) FERC Administrative (MISO Schedule 10-FERC),
 - (e) Wholesale Distribution Service (MISO Schedule 11),
 - (f) Network Upgrade Expense (MISO Schedule 26),
 - (g) Blackstart Service (MISO Schedule 33),
 - (h) System Support Resources (MISO Schedule 43),
 - (i) PJM Charges, and
 - (j) Direct Network Upgrade Charges.
 - (4) Distribution Loss rates applicable for respective primary and secondary voltage services will be applied to IDR components (1) through (3).
 - (5) Gross Receipts Tax applied to IDR components (1) through (4) at 3.19%.
- c. Distribution Service Customer Demand: A Customer Maximum 15-minute Demand billing option will be selected by the customer for the contract period for demand above Baseline Levels as follows:
- (1) Option 1: Distribution Service Demand above Baseline Levels, in addition to Distribution Service Demand at or below Baseline Levels, will be subject to the customer demand charges applied in Baseline Level Charges. A customer that selects Option 1 will receive a construction allowance per the Company's Extension Rules schedules.
 - (2) Option 2: Distribution Service Demand above Baseline Levels will not be subject to the customer demand charges applied in Baseline Level Charges. A customer that selects Option 2 will not receive a construction allowance per the Company's Extension Rules schedules and will be responsible to pay for the entire cost of required distribution upgrades.
- d. Any other credits or charges that may be authorized or mandated by the PSCW from time to time that would apply to incremental usage, including applicable Act 141 obligations.



New Load Market Pricing Rider (Experimental)

RATE (continued)

4. Determination of Baseline Levels.

A customer's Baseline Levels shall be based on a Baseline Period. The customer's Baseline Period represents a recent, historical 12-month time period. Historical usage patterns and demand levels derived from the Baseline Period make up Energy and Demand Baseline Levels and are used for billing the corresponding months of the Contract Period. Energy and Demand Baseline Levels will be contracted prior to beginning service under this Rider and will be applicable for the duration of the Contract Period. The following Baseline Levels will be established as a part of contracted service under this Rider:

- 15-minute energy use for every interval of the Baseline Period. This data will be used to determine the Baseline and above-Baseline Demand Levels for distinct intervals during each billing period for billing purposes.
- The 15-minute energy use will also be used to determine the hourly energy usage for every hour of the Baseline Period. This data will be used to determine the Baseline and above-Baseline Hourly Use Levels for the distinct hours during each billing period for billing purposes.

Energy and Demand Baseline Level for Existing Customers with Forecasted New Load

The Baseline Energy and Demand Levels will be 100% of the energy and demand levels in the Baseline Period for contracts with terms from one to four years. Regarding historical use, adjustments to the strict actual historical consumption patterns may be made by the Company to eliminate data anomalies in the Baseline Period that are not expected to reoccur, or to accommodate unique production patterns as demonstrated in historical data from the last 24 months (e.g., if production is commonly reduced during a specific day of the week or for infrequent maintenance shutdown).

Energy and Demand Baseline Levels for New Customers

Energy and Demand Baseline Levels for new customer accounts with less than 12 months of usage history will be based on a realistic forecast of new energy and demand levels by increment for the first contract year, supplied by the new customer, of usage and demand for the new facility. The new customer must demonstrate how the new facility differs from existing or prior facilities served by the Company such that consumption patterns or levels at the new facility are dissimilar to that of existing or past facilities. Corporate name changes, change in ownership of a facility or a corporation, the formation of subsidiaries, or similar actions will not qualify a customer as a new customer for purposes of Baseline Levels determination.

The customer forecast must be approved by the Company and may be revised at the Company's discretion after the first year of service. The approved forecast of energy and demand levels will be multiplied by the appropriate percent value in the baseline Percent Table in this rider to determine the Baseline Level values that will be used for billing under this rider.

Baseline Percent Table for New Customers

| Year | 1 | 2 | 3 | 4 | 5 |
|------------------------|----|----|----|----|----|
| 5 Year Contract Base % | 40 | 50 | 60 | 70 | 75 |
| 4 Year Contract Base % | 50 | 60 | 70 | 75 | -- |
| 3 Year Contract Base % | 65 | 70 | 75 | -- | -- |
| 2 Year Contract Base % | 70 | 75 | -- | -- | -- |



New Load Market Pricing Rider (Experimental)

Energy Reduction Measures and Baseline Levels

For existing customers and new customers in the second or subsequent years of service under this schedule, the Baseline may be adjusted to reflect a systematic and permanent change in customer production levels as a result of the implementation of energy efficiency, conservation, and process improvement measures or through the installation of new equipment as these measures relate to the Baseline. The customer must request a review of their historical Baseline period and provide the Company with supporting documentation, which in the judgement of the Company, after its review and verification indicates that the reduction is permanent and due to the aforementioned measures. This adjustment will not take effect until the beginning of the billing period following the execution of an amended contract. Baseline adjustments upon Customer request and pursuant to this condition will not occur more than once in a 12-month period.

5. Contract Requirements.

- a. Existing customers with added load. An existing customer that is adding load under this rider, shall enter into a contract for a term of one to four years of service under this rider. A fifth year of service may be added to the contract with baseline levels set at the higher of the originally set level or 80% of the year-4 maximum customer demand. An existing customer that adds load under this rider may discontinue this service on each anniversary date of its contract with 30 days' written notice to MGE.
- b. New customers. A new customer subscribing to this Rider shall enter into a contract for a term of one, two, three, four or five years. If a customer wishes to terminate service prior to the contract term end, the customer will forfeit the Guaranteed Load Provision. A new customer that subscribes to this rider may discontinue service under this rider on each anniversary date of its contract with 30 days' written notice to MGE. A customer that terminates service under this Rider will not be allowed back on the Rider for one year from the time that prior service ended under this schedule. Each contract will have Baseline Levels that reflect recent historical consumption at the time that each contract term begins.

6. Guaranteed Load Provision.

The Company may require that a new customer furnish the Company a Load Financial Security Instrument (LFSI) satisfactory to the Company in its sole discretion prior to the Customer taking service under this rider. The LFSI may take the form of a surety bond, letter of credit, or similar financial instrument payable to MGE, and will be in an amount agreeable to the Company.

The full amount of the LFSI will be collectible by MGE if, at any time from the date the customer first subscribes to this Rider until the second anniversary of the customer's discontinuation of service under this Rider, the customer's total annual demand load falls below the required minimum demand to qualify for service under this rider. The amount recovered will be no less than the difference in the amount that would have been paid in the prior two years had the service been billed at the baseline percent rate level of the next shorter-term contract and what was actually billed the customer during that time.

7. Non-firm Load Requirements.

Customers subscribing to interruptible rider schedules Is-3, Is-4, or Cp-1 for Baseline Levels usage are eligible for the non-firm options of this Rider. Customers who elect non-firm service will not pay the Resource Adequacy Charge underlying the IDR rate component of Above Baseline Charges. Customers subscribing to the non-firm load option under this Rider will be subject to the curtailment or interruption terms, provisions, and penalties outlined in the underlying Baseline interruptible rider. Baseline Levels and Rider pricing, terms, and conditions do not apply to any energy consumed during the curtailment or interruption event. Once a curtailment or interruption event is over, pricing, terms, and conditions of delivery revert to those of this Rider.



New Load Market Pricing Rider (Experimental)

8. Billing Cycle Accommodations.

Customers taking service under this Rider will be billed on a calendar month basis. The Company reserves the right to bill IDR and IER charges on a one-month lag to allow for final determination of the coincident peak hour-related and other transmission company or independent system operator billing factors to be determined for the calendar month. Participants will start on the Rider at the beginning of the billing period after a contract is signed and price communication processes are functioning.



Home Electric Vehicle Charging Rider

AVAILABILITY

Service under this voluntary rider is available to residential customers on Rate Schedules Rg-1, Rg-2, Rg-2A, or Rg-7 who contract for service for an initial period of ten (10) years and charge their plug-in electric vehicles (EVs) at home. R

Customers who choose to participate agree to work with the Company to optimize EV charging activities and provide EV charging data such that the Company may analyze energy use, vehicle charging patterns, and reactions to any vehicle charging load management activities. The Customer will also allow the Company to remotely control their vehicle charging sessions during periods of high demand, high energy cost when renewables are available and/or for testing purposes. Users may opt-out of individual managed charging events should they need to charge their vehicle immediately.

Until service is terminated as provided in the agreement between the Company and the Customer, the program rate detailed in the following section will continue.

RATE

All the provisions of the applicable Rg-1, Rg-2, Rg-2A, or Rg-7 rate schedules will apply with the exception that customers served on this rider will have an additional charge of \$0.66000 per day for the use of MGE-owned electric vehicle charging equipment installed at their home. R

CONDITIONS OF DELIVERY

1. Customers using MGE-owned EV charging equipment under this rider must enter into an agreement with the Company.
2. Customers' vehicle charging sessions will be subject to interruption and power reduction. The Company will interrupt/reduce power to test this functionality and its benefit to the power system.
3. Due to the fact this service is optional and increases utility bills, the Company may limit customer participation in the program based on bill payment and collection histories.
4. An independent contractor authorized by the Company will install one (1) level 2 charging station 240-volt SAE J-1772 Charging Dock for use in charging plug-in EVs (hereinafter "Charging Station Dock"). The contractor will also provide labor and material necessary to extend a branch electric circuit from the main electric service panel to provide electricity service to the Charging Station Dock.
5. The Company will have access to its Charging Station Dock that the Company owns and has installed at customer's residence. The Company has general responsibility for maintaining and servicing the Charging Station Dock. However, customer will be liable to the Company for any damage to the Charging Station Dock caused by including, without limitation, customer's removal, transfer, tampering with, misuse or abuse of the Charging Station Dock; vandalism or an act of God.
6. The Company will have the right to inspect the Charging Station Dock and the customer's electric service should customer notify the Company that the Charging Station Dock is not working, and customer will make the customer's premise available to the Company or the Company's contractors for such purposes.
7. The Company will not be liable for any damages sustained by the customer's use of the Charging Dock.



Home Electric Vehicle Charging Rider

CONDITIONS OF DELIVERY (continued)

8. The Customer may terminate service under this Rider during the Initial Term upon thirty (30) days' written notice to the Company, subject to purchasing the Charging Station Dock. The following table provides the buy-out due from Customer based on the number of monthly payments the Customer has made since enrolling:

| Buy-Out Payment by Months Enrolled | | | | | | | | | | |
|------------------------------------|---------|---------|---------|---------|-------|-------|-------|-------|--------|---------|
| Months Enrolled Prior to Exit | 1-12 | 13-24 | 25-36 | 37-48 | 49-60 | 61-72 | 73-84 | 85-96 | 97-108 | 109-120 |
| Buy-Out Amount | \$1,440 | \$1,340 | \$1,230 | \$1,110 | \$980 | \$840 | \$690 | \$530 | \$360 | \$180 |

9. Service under this rate will be furnished only in accordance with the Electric Service Rules and Regulations of the Company.



Fleet Electric Vehicle Charging Experimental Pilot Rider

AVAILABILITY

Service under this voluntary rider is available to any commercial customer (Customer) on Rate Schedules Cg-2, Cg-3, Cg-4, Cg-5, Cg-6, or Sp-3 who contracts for an electric vehicle (EV) charging station for seven (7) years.

Participating Customers will allow the Company to optimize EV charging and view charging data so the Company can analyze energy use, vehicle charging patterns, and reactions to managed charging. The Customer will also allow the Company to remotely manage their vehicle charging sessions during periods of high demand, high energy cost, when renewables are available and/or for testing purposes. Users may opt-out of individual managed charging events if they need to charge their vehicle immediately. The Company will monitor charging for ninety (90) days before implementing managed charging strategies to ensure business operations are not interrupted.

The Company is implementing this rider as an experimental pilot and reserves the right to discontinue this rider program at any time. Until service is terminated, the program rate detailed in the following section will continue.

Participation on this pilot program will be limited to a maximum of 15 EV charging stations.

RATE

All the provisions of the applicable Cg-2, Cg-3, Cg-4, Cg-5, Cg-6, or Sp-3 rate schedules will apply with the exception that Customers served on this rider will have an additional charge based on the charger selected. Rates are based on whether the Customer chooses a cord management system.

Customer rate options for Fleet charging stations (\$ per Day):

- \$1.87 Wall Mount Charging Station with Cord Management
- \$1.28 Wall Mount Charging Station without Cord Management
- \$2.10 Pedestal Mount Charging Station with Cord Management
- \$1.78 Pedestal Mount Charging Station without Cord Management

CONDITIONS OF DELIVERY

1. The Customer shall, at the Customer's sole cost and expense, (a) install the Charging Station, and (b) install, own, operate, and maintain the cables, conduits, raceways, circuit breakers, and related equipment needed to provide adequate power to the Charging Station from the Customer's electrical panel (the "Electrical Facilities").
2. The Company has the right to inspect and verify the Electrical Facilities that supply power to the Charging Station. The Company has the right to use the Customer's Electrical Facilities to power the Charging Station. The Company has the right to reasonable access over the property where the Charging Station is installed to access the Charging Station and perform any of the Company's obligations under this Rider.
3. The Company has general responsibility for maintaining and servicing the charging station. However, any damage beyond normal wear and tear including, but not limited to, misuse or vandalism shall be at the Customer's expense.
4. The Customer shall promptly report any damage to the Charging Station or functional issues with the Charging Station to the Company. The Customer shall not permit any activities on the property where the Charging Station is installed that have the potential to damage or adversely impact the Charging Station.



Fleet Electric Vehicle Charging Experimental Pilot Rider

CONDITIONS OF DELIVERY (continued)

5. The Company will not be liable for any damages arising out of use of the charging station. The Customer shall indemnify, defend, and hold harmless the Company and its employees, officers, directors, agents, insurers, and contractors (collectively, "Indemnified Parties") from and against any and all claims, demands, actions, suits, damages, liabilities, losses, settlements, judgments, costs, and expenses (including reasonable attorneys' fees and costs), whether or not involving a third-party claim, arising from or in any way related to the Charging Station, whether or not caused by the sole negligence of any Indemnified Party. This indemnification shall survive (a) termination or expiration of this Rider and (b) transfer of ownership of the property on which the Charging Station is installed.
6. Participation in the program is for a seven- (7) year term ("Initial Term"). Upon completion of the Initial Term, service under this Rider will automatically renew for successive one- (1) year terms ("Renewal Term"), unless MGE or Customer provide written notice to the other at least ninety (90) days before the expiration of the Initial Term or any Renewal Term of a desire to terminate service.
7. The Company may terminate service under this Rider during the Initial Term, at the Company's discretion, upon thirty (30) days' written notice to the Customer. The Customer may terminate service under this Rider during the Initial Term upon thirty (30) days' written notice to the Company. If Customer terminates service under this Rider during the Initial Term, Customer shall purchase the Charging Station subject to the following schedule:

| EV Charging Station and Cord Management Configuration | Buy-Out Amount Based on Months Enrolled in Pilot | | | | | | |
|---|--|---------|---------|---------|---------|---------|-------|
| | 1-12 | 13-24 | 25-36 | 37-48 | 49-60 | 61-72 | 73-84 |
| Wall-Mounted EV Charging w/ CM | \$1,680 | \$1,430 | \$1,260 | \$1,060 | \$ 840 | \$ 610 | \$360 |
| Wall-Mounted EV Charger w/o CM | \$2,720 | \$2,330 | \$2,020 | \$1,670 | \$1,290 | \$ 890 | \$450 |
| Pedestal EV Charger w/ CM | \$2,570 | \$2,200 | \$1,910 | \$1,580 | \$1,230 | \$ 850 | \$440 |
| Pedestal EV Charger w/o CM | \$3,130 | \$2,700 | \$2,330 | \$1,920 | \$1,470 | \$1,000 | \$490 |

8. Upon termination of service under this Rider by the Company or after the end of the Initial Term, the Company may choose to transfer ownership of the Charging Station to the Customer or to remove the Charging Station.
9. Customer agrees to any transfer of ownership of the Charging Station from Company to Customer described in Sections 7 and 8 herein.
10. The availability of service may be limited at the discretion of the Company. For example, service may be refused if a Customer's charging activities are not good candidates for this research or based on bill payment and collection histories.
11. Customers' vehicle charging sessions may be subject to interruption and power reduction.
12. Service under this rate will be furnished only in accordance with the Electric Service Rules and Regulations of the Company.



Electric Vehicle Managed Charging Rewards (Charge Ahead) Rider

AVAILABILITY

Service under this voluntary rider (Charge Ahead) is available to residential customers on Rate Schedules Rg-1, Rg-2, Rg-2A, or Rg-7. R

Eligible customers include Charge@Home participants and customers who drive EVs with compatible vehicle telematics or have compatible charging stations and on-board modems via an API so MGE can manage and view charging. Drivers will be able to provide their "need-by-time," view their charging behavior, track rewards, and opt out of managed charging via a customer application. (Automakers who partner with the software vendor). Customers will allow the Company to remotely control vehicle charging sessions during periods of high demand, high energy cost, when renewables are available and/or for testing purposes. R

Drivers will be able to provide a "need-by-time," view their charging behavior, track rewards, and opt out of managed charging via a customer mobile phone application.

RATE

All the provisions of the applicable Rg-1, Rg-2, Rg-2A, or Rg-7 rate schedules will apply to customers who elect to join Charge Ahead. Charge Ahead customers will be assigned to one of two groups: R

Group One: MGE will optimize charging to off-peak times for customers enrolled in Schedules Rg-1 or Rg-7. Customer will earn a reward if eighty (80) percent of their monthly charging is shifted to off-peak hours. MGE will provide an \$8 reward June through August. A \$4 reward will be provided September through May. MGE will distribute rewards no less than quarterly and reserves the right to transition these rewards to a \$0.03288 daily bill credit. R

Group Two: MGE will optimize charging to off-peak times for customers enrolled in Schedules Rg-2 or Rg-2A. Customers will benefit from a lower kWh rate. R

The two- (2) year pilot will evaluate the technology, driver behavior, and customer satisfaction for up to 200 residential electric customers. R

CONDITIONS OF DELIVERY

1. Customers are either (1) enrolled in Charge@Home (Home Electric Vehicle Charging Experimental Pilot Rider - Rate Schedule EV-1) or (2) own or lease an EV with compatible vehicle telematics.
2. To receive the reward for managed charging, customers must:
 - a. Allow the Company to manage vehicle charging sessions including interruption and/or power reduction.
 - i. Customers will allow MGE to optimize charging to off-peak hours. (See group descriptions above.)
 - ii. MGE may also test shifting charging to high-capacity periods or when renewables are available.
 - b. Customers will participate in customer surveys and provide feedback.
3. Customers must provide interconnect connectivity.
4. Customers must install the MGE designated EV interface app on a compatible mobile device. R
5. Service under this rate will be furnished only in accordance with the Electric Service Rules and Regulations of the Company.



Multifamily and Workplace Electric Vehicle Managed Charging Experimental Pilot Rider

AVAILABILITY

Service under this voluntary rider is available to commercial customers (Customer) on Rate Schedules Cg-2, Cg-3, Cg-4, Cg-5, Cg-6, or Sp-3 who contract for a charging station(s) for a period of seven (7) years and allow their employees/residents (User) to charge a plug-in electric vehicle (EV) at their workplace/multifamily building. R
R
R

Customers agree to allow MGE (Company) to manage vehicle charging and view User charging patterns. For example, the Company may reduce power to the EV charger during peak periods, shift EV charging to lower-cost periods, stagger EV charging start times to reduce rebound peaks, or initiate EV charging sessions when renewables are available. Users/Customers may opt out of individual managed charging events if they need to charge their vehicle immediately. R

Managed charging benefits to the Company, Customers, and Users may include, but are not limited to: R
• Better understanding of how EVs will impact the distribution system and thereby help minimize electric infrastructure upgrades; R
• Ability to reduce Company, Customer, and User system and peak-demand requirements; R
• Ability to shift energy consumption from peak to off-peak periods to reduce Company demand requirements and avoid high-peak energy costs; and R
• A positive User experience. R

The Company will spend ninety (90) days evaluating driver charging behavior before we implement charging strategies.

Participation in this pilot program will be limited to a maximum of 25 multifamily and workplace chargers annually. The Company is implementing this rider as an experimental pilot and reserves the right to discontinue this rider program at any time. R
R

RATE

All the provisions of the applicable Cg-2, Cg-3, Cg-4, Cg-5, Cg-6, or Sp-3 rate schedules will apply with the exception that Customers served on this rider will have an additional charge based on the EV charger (hereafter referred to as the "Charging Station") the Customer selects. Rates are based on whether the Customer chooses a cord management system. The rates will not change over time. Rates will continue until the Customer or Company terminates service. R

Rate options for Charging Station Configurations:

- \$1.41/Day for Wall-Mounted Charging Station with Cord Management, R
- \$1.22/Day for Wall-Mounted Charging Station without Cord Management, R
- \$1.58/Day for Pedestal Charging Station with Cord Management, or R
- \$1.35/Day for Pedestal Charging Station without Cord Management.

CONDITIONS OF DELIVERY

1. The Customer shall, at the Customer's sole cost and expense, (a) install the Charging Station and (b) install, own, operate, and maintain the cables, conduits, raceways, circuit breakers, and related equipment needed to provide adequate power to the Charging Station from the Customer's electrical panel (the "Electrical Facilities"). R



Multifamily and Workplace Electric Vehicle Managed Charging Experimental Pilot Rider

CONDITIONS OF DELIVERY (continued)

2. The Company has the right to inspect and verify the Electrical Facilities that supply power to the Charging Station. The Company has the right to use the Customer's Electrical Facilities to power the Charging Station. The Company has the right to reasonable access over the property where the Charging Station is installed to access the Charging Station and perform any of the Company's obligations under this Rider.
3. The Company has general responsibility for maintaining and servicing the Charging Station. However, any damage beyond normal wear and tear including, but not limited to, misuse or vandalism shall be at the Customer's expense.
4. The Customer shall promptly report any damage to the Charging Station or functional issues with the Charging Station to the Company. The Customer shall not permit any activities on the property where the Charging Station is installed that have the potential to damage or adversely impact the Charging Station.
5. The Company will not be liable for any damages arising out of use of the Charging Station. The Customer shall indemnify, defend, and hold harmless the Company and its employees, officers, directors, agents, insurers, and contractors (collectively, "Indemnified Parties") from and against any and all claims, demands, actions, suits, damages, liabilities, losses, settlements, judgments, costs, and expenses (including reasonable attorneys' fees and costs), whether or not involving a third-party claim, arising from or in any way related to the Charging Station, whether or not caused by the sole negligence of any Indemnified Party. This indemnification shall survive (a) termination or expiration of this Rider and (b) transfer of ownership of the property on which the Charging Station is installed.
6. Participation in the program is for a seven- (7) year term ("Initial Term"). Upon completion of the Initial Term, service under this Rider will continue until thirty (30) days after written notice of termination provided by either party to the other party.
7. The Company may terminate service under this Rider during the Initial Term, at the Company's discretion, upon thirty (30) days' written notice to the Customer. The Customer may terminate service under this Rider during the Initial Term, upon thirty (30) days' written notice to the Company, by purchasing the Charging Station subject to the following schedule:

| EV Charging Station and Cord Management (CM) Configuration | Buyout Amount Based on Months Enrolled in Pilot | | | | | | |
|--|---|---------|---------|---------|-------|-------|-------|
| | 1-12 | 13-24 | 25-36 | 37-48 | 49-60 | 61-72 | 73-84 |
| Wall-Mounted EV Charging w/ CM | \$1,680 | \$1,420 | \$1,250 | \$1,050 | \$840 | \$620 | \$380 |
| Wall-Mounted EV Charger w/o CM | \$1,310 | \$1,100 | \$ 970 | \$ 830 | \$680 | \$520 | \$350 |
| Pedestal EV Charger w/ CM | \$1,960 | \$1,670 | \$1,460 | \$1,220 | \$960 | \$690 | \$410 |
| Pedestal EV Charger w/o CM | \$1,590 | \$1,340 | \$1,180 | \$1,000 | \$800 | \$590 | \$370 |

R
R

8. Upon termination of service under this Rider by the Customer or after the end of the Initial Term, the Company may choose to transfer ownership of the Charging Station to the Customer or to remove the Charging Station.



Multifamily and Workplace Electric Vehicle Managed Charging Experimental Pilot Rider

CONDITIONS OF DELIVERY (continued)

9. The availability of service may be limited at the discretion of the Company. For example, service may be refused if a Customer's charging activities are not good candidates for this research or based on bill payment and collection history. R
10. Due to the fact this service is optional and increases utility bills, the Company may limit Customer participation in the program based on bill payment and collection history. R
11. Customers' vehicle charging sessions will be subject to management by the Company. R
12. Service under this rate will be furnished only in accordance with the Electric Service Rules and Regulations of the Company.

USER BILLING

The Company recognizes the Customer may not be willing to provide its User(s) access to an EV Charging Station with no ability to share energy costs with its User(s). The Company also recognizes the Customer is restricted from selling energy to a User for EV charging or any other purpose. To overcome these barriers, the Company is offering the Customer a voluntary payment solution whereby a Customer may request reimbursement from the User for EV charging energy costs.

Should the Customer instruct the Company to recover the cost of EV charging energy from the User, the Company will use a customer interface platform (Platform) to provide billing/reimbursement services. The User's EV Charging sessions will be measured by the Charging Station's sub-meter to measure User energy consumption. The Platform will charge the User and reimburse the Customer at the Cg-4 base energy commercial rate (\$0.06043 per kWh in 2022). The Platform will calculate User amounts due and Customer reimbursements. The Platform will bill the User's banking account for energy usage and deposit this amount to the Customer's banking account. Billing adjustments will not be made to either the Customer or User in the event of sub-meter errors in tracking EV charging usage.



Oscar Mayer Foods Corporation Time-of-Use Rate (Canceled)

-- Canceled --

Sheet E-28
Sheet E-28.1
Sheet E-28.2



Streetlighting Service: Company-Owned and Company-Maintained (Canceled)

AVAILABILITY

To State of Wisconsin, Dane County, and municipalities within the Company's service area. For street and highway lighting only by Company-owned and -maintained streetlighting facilities.

This rate schedule is closed to new incandescent and mercury vapor lamp additions as of March 1, 1984.

As of September 1, 2021, this rate schedule is closed to new customers and all existing customers will be moved to Schedule GSL-1. R

RATE

| | |
|--|-----------|
| Distribution service charge: Per lamp, per month | \$3.20 |
| Electricity service charge: All kWh, per kWh | \$0.07280 |

Lamp wattage and monthly facility charge per lamp

| | | |
|--------------------------------------|-----------------|--------------------|
| Incandescent: | | |
| 300-watt | \$7.70 | |
| Mercury Vapor (MV): | | |
| 400-watt, 20,000-21,000 lumens | \$8.40 | |
| 250-watt, 10,400 lumens..... | 8.00 | |
| 175-watt, 7,900 lumens..... | 7.90 | |
| High-Pressure Sodium (HPS): | | |
| | <u>Overhead</u> | <u>Underground</u> |
| 250-watt, 25,500 lumens..... | \$8.40 | \$13.40 |
| 200-watt, 19,800 lumens..... | 7.80 | 13.00 |
| 150-watt, 16,000 lumens..... | 7.60 | 12.70 |
| 100-watt, 9,500 lumens..... | 7.60 | 12.60 |
| 70-watt, 5,800 lumens..... | 7.60 | 12.50 |
| Light-Emitting Diode (LED):* | | |
| | <u>Overhead</u> | <u>Underground</u> |
| Large | \$16.60 | \$21.00 |
| Medium | \$14.40 | \$18.70 |
| Small | \$12.50 | \$16.90 |

*The Company will provide three LED lighting options: (1) The LED small lighting option provides lighting equivalent to a 100-watt HPS lamp, (2) the LED medium lighting option provides lighting equivalent to a 150-watt HPS lamp, and (3) the LED large lighting option provides illumination equivalent to a 250-watt HPS lamp.

Monthly rate per fixture calculation

- $\frac{\text{Fixture Wattage} \times \text{Burning Hours (see Special Terms, No. 1)}}{1,000} = \text{Annual kWh}$
- $\frac{\text{Electricity Service Charge per kWh} \times \text{Annual kWh}}{12} = \text{Monthly Electricity Service Charge}$
- No. 2 + Distribution Service Charge + Facility Charge = Monthly Bill per Lamp

PAYMENT

Payment is due no later than the due date shown on the bill. Any Company billing charges unpaid after the due date will be subject to a late payment charge as described in the Company's electric service rules under Late Payment Charge.



Streetlighting Service: Company-Owned and Company-Maintained (Canceled)

SPECIAL TERMS AND PROVISIONS

1. These rates provide for lamps being lighted every night from about one-half hour after sunset to about one-half hour before sunrise, approximately 4,000 hours annually on an all-night schedule; from about one-half hour after sunset to midnight, approximately 2,000 hours on a midnight schedule. During months when daylight saving time is in effect and when sunrise occurs after 5:45 a.m. CDT, lamps on the midnight schedule will also be lighted from about 6:15 a.m. CDT until the time lamps on all-night schedules are switched off. The Company will provide (at customer expense) and maintain switching controls for Company-owned street lamp facilities.
2. **Overhead.** Overhead streetlighting installations will be installed on Company-owned wood poles that are used or useful for supporting other Company-owned electric distribution equipment and facilities, such as transformers and streetlighting primary and secondary circuits, and they will be mounted at heights above the street and highway surfaces immediately under the lamp fixtures within the following limits.
 - a. 400-watt mercury vapor; 150-, 200-, and 250-watt HPS: 28 to 32 feet
 - b. 175- and 250-watt mercury vapor; 70- and 100-watt HPS: 24 to 30 feet
 - c. LED fixtures: 24 to 32 feet

Streetlighting fixtures will be supported by brackets, providing a horizontal separation from the supporting pole and the lighting fixture or luminaire of approximately eight feet. At the option of the Company and upon special request of the customer, a limited number of brackets of other dimensions may be used.

The Company will install and own the overhead supply cable from the 120-volt source to the streetlight pole. Installation of the supply cable is subject to the Company's service rules pertaining to overhead extensions.

3. **Underground.** All equipment used in underground installations will be owned by the Company, installed by the Company, and thereafter maintained by the Company. Streetlighting systems will be mounted on Company-owned concrete poles. The lighting fixture will be installed on a bracket approximately four feet in length and will be mounted on the pole to a height of approximately 25 feet.

The Company will install and own the underground supply cable from the 120-volt source to the streetlight pole. Installation of the supply cable is subject to the Company's service rules pertaining to underground extensions.

4. Installation of the above equipment will be made by the Company on Company-owned poles at no additional cost to the customer.
5. Application for streetlighting installations pursuant to this schedule will be made by official purchase orders or other written communications from authorized state, county, or municipal officials.



Streetlighting Service: Company-Owned and Company-Maintained (Canceled)

SPECIAL TERMS AND PROVISIONS (continued)

6. In general, Company-owned streetlighting installations will be made on public highways, streets, or alleys and be supplied from either overhead or underground circuits along the routes of such public highways, streets, or alleys. If special conditions make it necessary to install Company-owned streetlighting facilities at any location on any public highway, street, or alley that requires construction of supply facilities over private property, the customer will assist in the procurement of required written easements without expense to the Company.
7. The location of lights will be determined by the customer. The necessary rights-of-way to bring supply cables to the lights will be included in the original plat, and where not provided, the customer will cooperate with the Company in obtaining necessary rights-of-way without expense to the Company.
8. The Company will bill annual operating charges for streetlighting installations made pursuant to this schedule monthly, prorating the charges for the initial month of operation of any installation or installations on the basis of the number of days elapsing between the date of installation and initial services and the end of the initial month as related to the number of calendar days in such month. Any Company billing charges unpaid after the due date will be subject to a late payment charge as described in the Company's electric service rules under Late Payment Charge.
9. If the customer terminates service or requests the removal, substitution, conversion, or relocation of Company-owned streetlighting facilities, it will reimburse the Company for all costs incurred by the Company in the removal, substitution, conversion, and relocation of the streetlighting facilities involved.



Streetlighting Service: Customer-Owned and Customer-Maintained (Canceled)

AVAILABILITY

To State of Wisconsin, Dane County, municipalities, and for lighting of privately owned streets within the Company's service area. For mercury vapor, metal halide, high-pressure sodium, low-pressure sodium, and light-emitting diode (LED) street and highway lighting only by means of customer-owned, -operated, and -maintained streetlighting facilities supported by customer-owned and -maintained poles, standards, or structures.

This rate schedule is closed to new mercury vapor additions as of March 1, 1984.

As of September 1, 2021, this rate schedule is closed to new customers and all existing customers will be moved to Schedule GSL-1. R

RATE

| | |
|--|-----------|
| Distribution service charge: Per lamp, per month | \$3.20 |
| Electricity service charge: All kWh, per kWh | \$0.07280 |

Monthly rate per fixture calculation

1.
$$\frac{\text{Fixture Wattage} \times \text{Burning Hours (see Special Terms, No. 2)}}{1,000} = \text{Annual kWh}$$
2.
$$\frac{\text{Electricity Service Charge per kWh} \times \text{Annual kWh}}{12} = \text{Monthly Electricity Service Charge}$$
3. No. 2 + Distribution Service Charge = Monthly Bill per Lamp

SPECIAL TERMS AND PROVISIONS

1. The Company will furnish 60-cycle, single-phase, alternating current service to customer-owned streetlighting systems at the following service voltages:
 - a. 120/240-volts, 2-wire or 3-wire, single-phase.
 - b. 120/208-volts, 2-wire or 3-wire, single-phase/two-phase.
 - c. 120/208-volts, 3-phase, 4-wire wye in the AC network system area.
 - d. 240/480-volts, 3-wire, single-phase for streetlighting systems of not less than 40 lights, excluding the AC network system area.
2. These rates provide for lamps being lighted every night from about one-half hour after sunset to about one-half hour before sunrise, approximately 4,000 hours annually, on the all-night schedule; from about one-half hour after sunset to midnight, approximately 2,000 hours annually, on the midnight schedule; from about one-half hour after sunset to 10:30 p.m., approximately 1,450 hours annually, on a 10:30 p.m. schedule; and from about one-half hour after sunset to 3 a.m., approximately 3,000 hours annually, on the 3 a.m. schedule. During months when daylight saving time is in effect and when sunrise occurs after 5:45 a.m. CDT, lamps on the midnight, 10:30 p.m., and 3 a.m. schedules will also be lighted from about 6:15 a.m. CDT until the time lamps on all-night schedules are switched off. The customer will furnish and maintain control equipment of a type approved by the Company to operate customer-owned street lamp facilities in accordance with the burning-hour schedules described herein.
3. Customers eligible for this rate may request unmetered LED lamps. This will be allowed at the Company's discretion after an investigation of the proposed site. The Company, working with the customer, will estimate the monthly kWh usage for billing purposes. The Company may return to the site on an annual basis to determine if modifications have been made. If additional load has been added, the Company will determine either a new level of usage or notify the customer that a meter needs to be installed. This option will be available for LED lamps under the all night every night (ANEN) lighting schedule, the midnight lighting schedule, and the 3 a.m. lighting schedule.



Streetlighting Service: Customer-Owned and Customer-Maintained (Canceled)

SPECIAL TERMS AND PROVISIONS (continued)

4. No customer-owned streetlighting facilities will be connected or placed in service without prior written application and acceptance thereof by the Company. The written application will provide complete information as to the size, type (i.e., HPS, metal halide, etc.), and number of streetlighting installations, burning schedules, location, and date on which service is desired. The customer will also provide a copy of approval by the appropriate governmental agency of the proposed customer-owned streetlighting system.

Applications for the connection of customer-owned streetlighting equipment will be provided by purchase orders or other written communications from authorized state, county, or municipal officials.

5. The customer will furnish and install the cable and fusing between the streetlighting facilities and a point or points, to be specified by the Company, along the Company's distribution system. Final connection of the customer's cables to the Company's energized facilities will be made by the Company at no cost to the customer, providing no supply line extensions are required in excess of those provided for by the Company's filed rules governing electric line extensions.
6. All facilities installed by the customer will comply with the appropriate provisions of the applicable governmental codes.
7. The Company will bill operating charges for streetlighting installations made pursuant to this schedule monthly, prorating the charges for the initial month of operation of any installation or installations on the basis of the number of days elapsing between the date of installation and initial service and the end of the initial month as related to the number of calendar days in such month. Any Company billing charges unpaid after the due date will be subject to a late payment charge as described in the Company's electric service rules under Late Payment Charge.



Streetlighting Service: Customer-Owned and Company-Maintained (Canceled)

AVAILABILITY

To governmental agencies within the Company's service area. For high-pressure sodium (HPS) and metal halide (MH) streetlighting units owned by the customer, installed on Company-owned poles, and served by the Company's overhead distribution system. For mercury vapor, HPS, and MH streetlighting units owned by the customer, installed on customer-owned poles, and served by the Company's underground distribution system.

Customers eligible for this rate may request unmetered light-emitting diode (LED) lamps. This will be allowed at the Company's discretion after an investigation of the proposed site. The Company, working with the customer, will estimate the monthly kWh usage for billing purposes. The Company may return to the site on an annual basis to determine if modifications have been made. If additional load has been added, the Company will determine either a new level of usage or notify the customer that a meter needs to be installed. This option will be available for LED lamps under the all night every night (ANEN) lighting schedule and the midnight lighting schedule.

This rate schedule is closed to new mercury vapor lamp additions as of March 1, 1984.

As of September 1, 2021, this rate schedule is closed to new customers and all existing customers will be moved to Schedule GSL-1.

R

RATE

Distribution service charge: Per lamp, per month \$3.20
Electricity service charge: All kWh, per kWh \$0.07280

Lamp wattage and monthly maintenance charge per lamp

Mercury Vapor (MV):

175-watt ANEN \$1.00
250-watt ANEN 1.00

| | Overhead | | Underground | |
|-----------------------------|----------|----------|-------------|----------|
| | ANEN | Midnight | ANEN | Midnight |
| High-Pressure Sodium (HPS): | | | | |
| 400 watt..... | \$1.00 | \$1.00 | \$1.00 | \$1.00 |
| 250 watt..... | 1.00 | 1.00 | 1.00 | 1.00 |
| 200 watt..... | 1.00 | 1.00 | 1.00 | NA |
| 150 watt..... | 1.00 | 1.00 | 1.00 | 1.00 |
| 100 watt..... | 1.00 | 1.00 | 1.00 | 1.00 |
| 70 watt..... | 1.00 | 1.00 | 1.00 | NA |

Metal Halide (MH):

250 watt..... \$1.00 \$1.00 \$1.00 \$1.00
175 watt..... NA NA 1.00 1.00
150 watt..... 1.00 1.00 1.00 1.00
100 watt..... NA NA 1.00 1.00
70 watt..... 1.00 1.00 1.00 1.00

LED..... \$1.00 \$1.00 \$1.00 \$1.00

Monthly rate per fixture calculation

1. $\frac{\text{Fixture Wattage} \times \text{Burning Hours (see Special Terms, No. 1)}}{1,000}$ = Annual kWh
2. $\frac{\text{Electricity Service Charge per kWh} \times \text{Annual kWh}}{12}$ = Monthly Electricity Service Charge
3. No. 2 + Distribution Service Charge + Maintenance Charge = Monthly Bill per Lamp



Streetlighting Service: Customer-Owned and Company-Maintained (Canceled)

SPECIAL TERMS AND PROVISIONS

1. These rates provide for lamps being lighted every night from about one-half hour after sunset to about one-half hour before sunrise, approximately 4,000 hours annually on an all-night schedule; from about one-half hour after sunset to midnight, approximately 2,000 hours annually on a midnight schedule; from about one-half hour after sunset to 3 a.m., approximately 3,000 hours annually on a 3 a.m. schedule. During months when daylight saving time is in effect and when sunrise occurs after 4:45 a.m. CDT, lamps on the midnight and 3 a.m. schedules will also be lighted from about 6:15 a.m. CDT until the time lamps on all-night schedules are switched off.
2. **Overhead.** Streetlighting installations covered by this schedule will be installed on Company-owned wood poles that are used or useful for supporting other Company-owned electric distribution equipment and facilities, such as transformers and streetlighting primary and secondary circuits.
3. **Underground.** The ornamental pole and foundation, together with the integral bracket, luminaire, lamp, ballast, and control device wired for operation, will be owned and provided by the customer; will be installed by the Company at the customer's expense, except for the foundation that will be installed by the customer; and will thereafter be maintained by the Company. Replacement of an existing mercury vapor streetlight with a HPS or MH vapor light will be provided by the Company at the customer's expense. The type of equipment selected by the customer for such installation will be compatible with the underground distribution system in the area. Installation consists of hauling and setting the pole, mounting the luminaire, plumbing, leveling lighting unit, and making the electrical connection to the underground supply cable.
4. Streetlighting installations on wood poles will be mounted at heights above the street and highway surfaces immediately under the lamp fixtures within the following limits:
 - a. 150-, 200-, 250-, 400-watt HPS; 175- and 250-watt MH: 28 to 32 feet
 - b. 150-, 175-, and 250-watt MH: 28 to 32 feet.
 - c. 175- and 250-watt mercury vapor; 70- and 100-watt HPS; 70- and 100-watt MH: 24 to 30 feet.
 - d. LED fixtures: 24 to 32 feet.
5. The Company will install and own the supply cable from the 120-volt source to the streetlight pole. Installation of the supply cable is subject to the Company's service rules pertaining to extensions.
6. Streetlighting fixtures installed on Company-owned wood poles will be supported by brackets supplied by the Company at the customer's expense, providing a horizontal separation from the supporting pole and the lighting fixture or luminaire of approximately eight feet.
7. The Company will be responsible for lamp replacement and maintenance, except painting of customer-owned poles or fixtures. Such maintenance as may be required will be performed only during daylight working hours.



Streetlighting Service: Customer-Owned and Company-Maintained (Canceled)

SPECIAL TERMS AND PROVISIONS (continued)

8. In general, these streetlighting installations will be made on public highways, streets, or alleys and be supplied from either overhead or underground circuits along the routes of such public highways, streets, or alleys. If special conditions make it necessary to install these streetlighting facilities at any location on any public highway, street, or alley that requires construction of supply facilities over private property, the customer will assist in the procurement of required written easements without expense to the Company.
9. No ornamental streetlighting facilities in underground areas will be connected or placed in service without prior written application and acceptance thereof by the Company. The location of lights will be determined by the customer. The necessary rights-of-way to bring supply cables to the lights will be included in the original plat, and where not provided, the customer will cooperate with the Company in obtaining necessary rights-of-way without expense to the Company.
10. The customer agrees to pay the Company for the repair of damages from third parties with respect to willful or involuntary damage caused to any customer-owned ornamental streetlighting equipment used in furnishing service hereunder.
11. Application for streetlighting installations pursuant to this schedule will be made by official purchase orders or other written communications from authorized state, county, or municipal officials.
12. If the customer terminates service or requests the removal, substitution, conversion, or relocation of streetlighting facilities, it will reimburse the Company for all costs incurred by the Company in the removal, substitution, conversion, and relocation of the streetlighting facilities involved.
13. The Company will bill operating charges for streetlighting installations made pursuant to this schedule monthly, prorating the charges for the initial month of operation of any installation or installations on the basis of the number of days elapsing between the date of installation and initial service and the end of the initial month as related to the number of calendar days in such month. Any Company billing charges unpaid after the due date will be subject to a late payment charge as described in the Company's electric service rules under Late Payment Charge.
14. If the customer terminates service or requests removal, substitution, conversion, or relocation of customer-owned streetlighting fixtures, the customer will reimburse the Company for all costs incurred by the Company in the removal, substitution, conversion, or relocation of the facilities involved. Relocations made as a result of moving other Company-owned electric distribution equipment and facilities will be the Company's responsibility.



Electric Service Rules and Regulations: General Information

INFORMATION AVAILABLE TO CUSTOMERS

See Wis. Admin. Code § PSC 113.0501.

APPLICATION FOR SERVICE

Application for electrical service will be made at the Company's General Office or at such other locations as may from time to time be authorized by the Company. Application will be accepted in person, by telephone, by e-mail, through the Company's Web site (www.mge.com), or by signed application at Company discretion. Service connections and extensions will be made in accordance with filed rules and regulations.

RESPONSIBILITY FOR USE OF SERVICE

1. Receipt of service will make the receiver a customer of the Company, subject to its rates, rules, and regulations, whether service is based on contract, signed application, or otherwise.
2. Subject to its rates, rules, and regulations, the Company will continue to supply service until ordered to discontinue, and the customer will be responsible for payment for all service furnished until discontinued.
3. New occupants of premises previously receiving service must make official application to the Company before commencing the use of service.
4. Customers who have been receiving service must notify the Company when discontinuing service; otherwise, they will be liable for the use of the service by their successors should said successors refuse to pay.
5. Customers assume all responsibility on their side of the point of delivery for the service supplied or taken, as well as for the service installation, appliances and apparatus used in connection therewith, and will save the Company harmless from and against all claims for injury or damage to persons or property occasioned by or in any way resulting from such service or the use thereof on their side of the point of delivery unless such injury or damage is caused by the negligence of the Company.

DIVERSION OF SERVICE

1. When the Company has sufficient evidence that a customer is obtaining an electrical service in whole or in part by means of devices or methods which stop or interfere with the proper metering of the electrical service being delivered to the premises or otherwise results in unmetered electrical service being delivered to the premises, the customer will be subject to disconnection under Company rules and regulations on Disconnection of Service.
2. Except as limited by law, when such diversion has been discovered by the Company, the customer will be subject to the following:
 - a. The customer will be required to pay the Company for the estimated losses of revenue occasioned by the diversion for the period that customer has been responsible for paying for electrical service. The Company may, however, waive billing the customer when the projected costs of billing and recovery exceed the amount likely to be recovered.
 - b. The customer will be required to pay the Company for any and all damages to the Company's equipment due to such diversion.



Electric Service Rules and Regulations: General Information

DIVERSION OF SERVICE (continued)

- c. The customer will be required to pay the Company for any and all costs incurred by the Company in investigating and correcting the diversion.
- d. The customer will be required to pay for any reconnection charges arising out of the diversion.
- e. The customer will be required to pay for the cost of making the installation tamperproof.
- f. The Company will bill the customer for the unmetered service, the cost of correcting the problem or damage, the reconnection charges, the cost of making the installation tamperproof, and the cost of investigation. Payment may be due within 24 hours of billing or the customer may be subject to a ten days' notice of disconnection.
- g. In the event any tamperproof installation so installed will be the subject of further damage or interference by the customer or customer's permittee, the Company will have the right to terminate service without further notice.

DISCONTINUANCE OF SERVICE

Notice by customers of discontinuance of service will be accepted at the Company's General Office or at other such locations as may from time to time be authorized by the Company. Such notice may be made in person, by telephone, by e-mail, through the Company's Web site (www.mge.com), or in writing.

PREFERRED SERVICE CHARGES

When application is made for electrical service with the request that meters be set or read after regular working hours or within the same half working day, a charge per meter will be made (see sheet E-2.1 for charges).

DEPOSIT RULE

Considerations for Deposit

- For new residential service, see Wis. Admin. Code § PSC 113.0402(1)(a)(b)(c).
- For existing residential service, see Wis. Admin. Code § PSC 113.0402(4)(a)(b)(c).
- For new commercial service, see Wis. Admin. Code § PSC 113.0403(1)(2)(a)(b)(c)(d)(e).
- For existing commercial service, see Wis. Admin. Code § PSC 113.0403(5)(a)(b).

Amount of Deposit

- For new and existing residential service, see Wis. Admin. Code § PSC 113.0402(7)(a)(b)(c).
- For new and existing commercial service, see Wis. Admin. Code § PSC 113.0403(8)(a)(b)(c).

Deposit Interest

- For new and existing residential service, see Wis. Admin. Code § PSC 113.0402(9)(a)(b)(c).
- For new and existing commercial service, see Wis. Admin. Code § PSC 113.0403(9)(a)(b)(c).



Electric Service Rules and Regulations: General Information

DEPOSIT RULE (continued)

Refund of Deposit

Time of refund

Payment is considered prompt if made prior to notice of disconnection for nonpayment not in dispute.

- For residential service, see Wis. Admin. Code § PSC 113.0402(10)(11).
- For commercial service, see Wis. Admin. Code § PSC 113.0403(10).

Refund at termination of service

- For residential service, see Wis. Admin. Code § PSC 113.0402(13).
- For commercial service, see Wis. Admin. Code § PSC 113.0403(12).

Apply deposit to arrearage

- For residential service, see Wis. Admin. Code § PSC 113.0402(14)(a)(b)(c).
- For commercial service, see Wis. Admin. Code § PSC 113.0403(13)(a)(b)(c).

Method of refund

- For residential service, see Wis. Admin. Code § PSC 113.0402(12).
- For commercial service, see Wis. Admin. Code § PSC 113.0403(11).

Written Explanation

- For residential service, see Wis. Admin. Code § PSC 113.0402(5).
- For commercial service, see Wis. Admin. Code § PSC 113.0403(6)(a)(b).

Refusal or Disconnection of Service

- For residential service, see Wis. Admin. Code § PSC 113.0402(8).
- For commercial service, see Wis. Admin. Code § PSC 113.0403(7).

Review

For residential service only, see Wis. Admin. Code § PSC 113.0402(11).

Applicability

- For residential service, see Wis. Admin. Code § PSC 113.0402(15).
- For commercial service, see Wis. Admin. Code § PSC 113.0403(14).

GUARANTEE

Terms and Conditions

- For residential service, see Wis. Admin. Code § PSC 113.0402(3)(a)(b)(c).
- For commercial service, see Wis. Admin. Code § PSC 113.0403(4)(a)(b)(c).

Payment Terms

- For residential service, see Wis. Admin. Code § PSC 113.0402(2).
- For commercial service, see Wis. Admin. Code § PSC 113.0403(3).

Applicability

The rules as described in Deposit Rule, Guarantee Rule, and Deferred Payment Agreement are not applicable to deposits or guarantees made in connection with financing extensions or other equipment.



Electric Service Rules and Regulations: General Information

DISCONNECTION OF SERVICE

- For residential service, see Wis. Admin. Code § PSC 113.0301, 113.0304, and 113.0305.
- For commercial service, see Wis. Admin. Code § PSC 113.0302.

RECONNECTION OF SERVICE

See Wis. Admin. Code § PSC 113.0303.

RECONNECTION CHARGES

See sheet E-2.1 for charges.

Application

- For reconnection of electrical service following disconnection for nonpayment of a required deposit or bills for electrical service.
- For reconnection of an electric meter for the same customer on the same premises within one year when disconnection was for reasons other than nonpayment.
- A reconnection charge may be applied to utility accounts of disconnected customers who reconnect their own service and the Company must disconnect the customer again.

DEFERRED PAYMENT AGREEMENT

See Wis. Admin. Code § PSC 113.0404.

DISPUTE PROCEDURES

See Wis. Admin. Code § PSC 113.0407.

CUSTOMER COMPLAINTS

See Wis. Admin. Code § PSC 113.0610.



Electric Service Rules and Regulations: General Information

APPLICATION OF RATES

1. The schedule of rates apply where electricity is furnished in any one billing period to one customer at one location for one class of service through one meter. The schedule of rates is based on delivering and billing service to the ultimate user for retail service only and does not permit resale or redistribution.
2. The Company will supply service at one delivery point to a customer for distribution by the customer to a large building or number of buildings owned by the customer, provided such buildings are located on contiguous properties including those directly across public thoroughfares unless it is more convenient for the Company to provide service through more than one delivery point. Where it is in the Company's convenience to provide such service through more than one delivery point, the Company will determine how many services are necessary and group them in the same combined meter group. Delivery points thus combined will have their electricity use and coincident demands combined for billing purposes as if one service point and meter is in place for the group and one Customer and Grid Connection Charge will apply for the group. Service will be provided under the rate schedule that the demand and use of the combined group qualifies for. Delivery points that are served at different voltages will not be in the same combined group for Company convenience.
3. The following rules shall also apply for purposes of considering combined metering under paragraph 2 above:
 - a. All meters that are combined must measure demand in the same manner and during the same demand periods.
 - b. Electricity use and coincident demands will only be combined for the billing purposes of the rates and provisions included in the following distribution service rate schedules: Cg-5, Cg-3, Cg-4, Cg-2, and Cg-6. R
 - c. If more than one legal entity is served at a physical location, the meters for the different entities will not be combined.
 - d. The metering of emergency equipment as required by code will not be combined with other metered accounts. Extra services requested by the customer for enhanced reliability will not be combined with other services.
 - e. The metering of emergency equipment as required by code will not be combined with other metered accounts. Extra services requested by the customer for enhanced reliability will not be combined with other services.
 - (1) All new services will be made subject to and consistent with the currently effective rules for combined metering eligibility even if such services belong to a customer with an existing combined metering group.
 - f. If a combined metering customer makes changes to the location, voltage, or amperage of a combined service, the service in question will be made subject to and consistent with the currently effective rules for combined metering eligibility.
4. A billing period means the period between any two consecutive scheduled readings of the meters by the Company.
5. When the Company is unable to obtain the reading of the meter or meters after reasonable effort, the fact will be plainly indicated on the monthly bill and the minimum charge assessed, or an estimate made and so indicated on the bill.



Electric Service Rules and Regulations: General Information

METER READINGS AND BILLING PERIODS

See Wis. Admin. Code § PSC 113.0405.

BILLING

See Wis. Admin. Code § PSC 113.0406.

In addition, where rental residential dwelling electrical service is in the tenant's name, and the tenant vacates the residential dwelling unit, continued electrical service for such dwelling unit will be placed in the name of the owner or property manager when the Company has no information concerning a new tenant to start service.

The Company will provide the owner or property manager with written notice of its intent to transfer billing responsibility. Such notice will provide the owner or property manager with 15 days to notify the Company of:

1. The name of the customer who should be placed in service, such service date not to be later than 15 days from the notice mailing date; or
2. That electrical service to the premises should be terminated. The owner or property manager must affirm to the Company that such termination will not endanger human health or life or cause damage to property during the period of disconnection.

PAYMENTS

MGE offers several payment options, including debit and credit card payment with no convenience fees. Contact us at (608) 252-7222, (800) 245-1125, or www.MGE.com/customer-service/payment-and-billing/options for details on payment options.

Failure to receive a bill does not relieve the customer of the obligation to make payment by the due date.

Customers who fail to make payment by the due date are also subject to the application of the procedures provided in the Company's filed rules covering disconnection of electrical service. Payment to a third party, other than to an authorized pay station, does not constitute payment to the Company. MGE will not be responsible for disputes regarding payments to third parties which are not authorized pay stations.

When a payment made to the Company and credited to a customer's account is reversed for insufficient funds, a charge plus applicable late payment charges will be applied to the customer's account (see sheet E-2.1 for the charge).

LATE PAYMENT CHARGE

See Wis. Admin. Code § PSC 113.0406(1)(i).

BUDGET PAYMENT PLAN

See Wis. Admin. Code § PSC 113.0406(5).

METER INSTALLATIONS AND SEALING OF METERS

1. Per Wis. Admin. Code § PSC 113.0809, electric meters are furnished by the Company and set without charge; however, electric permits are required by the authorized inspector in the area. Affidavits are permissible for state, county, and municipal applications, as allowed by such authorities, or in those areas where inspectors are not assigned.
2. Per Wis. Admin. Code § PSC 113.0808, meters are sealed by the Company, and such seals will not be broken or tampered with without the consent of the Company except in cases of emergency. The Company should be notified within 48 hours after the seal has been broken.



Electric Service Rules and Regulations: General Information

METER TESTS

All meter tests, records, and billing adjustments for meters with errors greater than prescribed limits are made in accordance with rules and regulations governing electrical service by public utilities prescribed by the Commission (Wis. Admin. Code § PSC 113.0901-0926).

BILLING DEAD METERS AND METERS SHOWING UNDER-REGISTRATION

See Wis. Admin. Code § PSC 113.0924.

REFUNDS FOR FAST METERS

See Wis. Admin. Code § PSC 113.0924.

ACCESS TO CUSTOMERS' PREMISES

Authorized agents of the Company will have access to customers' premises at all reasonable times for the purpose of reading meters, making repairs, installing and upgrading equipment, making inspections, making investigations, removing Company property, or for any other purpose incident to providing service. Refusal or failure to provide authorized personnel access to Company equipment and refusal or failure to allow installation and upgrading of Company equipment may result in disconnection of service. See Wis. Admin. Code § PSC 113.0301(1m)(k) and 113.0302(2)(h).

BILLING FOR GROUNDS

1. Subject to the Company's rules setting forth the method of determining a reduced rate herein authorized, if an accidental ground is found on a customer's wiring or equipment, the Company will estimate the kilowatt-hours lost and bill for them at a reduced rate not less than the generated or purchase cost of the energy, but no such adjustment will be made for energy supplied after the customer has been notified and has had an opportunity to correct the condition. Any demand (kilowatt) caused by an accidental ground will be billed at a rate lower than that filed for the class of service involved. The Company will notify the customer of the ground whenever it is found or suspected.
2. The Company assumes no responsibility for injuries, damages, or losses resulting from grounds in customers' installations and has the right to disconnect a customer who fails to eliminate a ground after reasonable notice. The Company will conduct tests to ascertain the existence of a ground but will not investigate or test a customer's installation for the purpose of determining the location or the nature of such defects.



Electric Service Rules and Regulations: General Information

POWER FACTOR CORRECTION RULE

1. When fluorescent, neon, zeon, or other hot or cold cathode types of gaseous tube lighting having similar power factor characteristics are installed and are used for illumination or decorative purposes as a major lighting source, the customer will furnish, install, and maintain, at their own expense, corrective apparatus designed to maintain, at not less than 90 percent lagging, the power factor of each unit of such equipment or groups of such equipment controlled as a unit by a single switch or its equivalent which controls only such unit.
2. When fluorescent, neon, zeon, or other hot or cold cathode types of gaseous tube lighting having similar power factor characteristics are installed and are used for advertising purposes, the customer will furnish, install, and maintain, at their own expense, equipment designed to correct the power factor of the unit to at least 85 percent lagging except that no correction will be required for any complete sign supplied from a single auxiliary transformer rated at 225-volt amperes or less.
3. The determination of power factor will be made by the wattmeter-voltmeter-ammeter method.
4. To be considered advertising, the tubing must contain a message showing either a configuration of letters, numerals, characters, or distinctive trademarks.
5. The Company may refuse or discontinue service to any such installation made after September 2, 1941, until the customer has complied with the provisions of this rule.

CUSTOMER'S RESPONSIBILITY FOR COMPANY'S EQUIPMENT

The customer will be responsible for all damage to the Company's equipment caused by the customer or their permittees, including compensation for consumed energy not recorded on the meter.

CHARACTER OF SERVICE

The Company distributes electric current to new customers at the following voltages:

1. Single-phase, 60-cycle, alternating current is available at 120 volts over a two-wire service or at 120/240 volts over a three-wire service.

In the district served from the Company's low-voltage network system, single-phase, 60-cycle, alternating current is available at 120 volts over a two-wire service or at 120/208 volts over a three-wire service (see Low-Voltage Network System map).



Electric Service Rules and Regulations: General Information

CHARACTER OF SERVICE (continued)

2. In the district served from the Company's low-voltage network system, three-phase, 60-cycle, alternating current is available at 120/208 volts over a four-wire service.
3. Customers outside of the Company's low-voltage network system who provide the Company with acceptable space for transformer installations may obtain 120/208 volts or 277/480 volts over a four-wire service on specific request of customers or builders and approval by the Company, subject to the following minimum 15-minute demands: 120/208 volts - 75 kW; 277/480 volts - 150 kW.
4. Three-phase, 60-cycle, alternating current may be supplied, at the Company's option, at 2,400/4,160 volts for large power installations over a four-wire service at limited locations in the service area.
5. Transformers supplied by the Company for providing service at 120 volts, 120/240 volts, 120/208 volts, and 277/480 volts will be limited to standard ratio and standard impedance single- and three-phase oil-cooled types only.
6. Three-phase, 60-cycle, alternating current may be supplied, at the Company's option, at 7,970/13,800 volts or 7,200/12,470 volts over a four-wire service for large power installations at limited locations in the service area.
7. Three-phase, four-wire, 277/480-volt spot network service will be provided only on specific written approval of the Company where: (a) the customer requests it, (b) the 15-minute demand exceeds 750 kilowatts, and (c) suitable multiple 13.8-kV circuits are available at the proposed site.

CONTINUITY OF SERVICE

1. The Company will use reasonable diligence to provide an uninterrupted and regular supply of service but it will not be liable for any interruptions, deficiencies, or imperfections of service not due to its own negligence. The Company may temporarily suspend the delivery of service when necessary for the purpose of making repairs, changes, and improvements on any part of its system and corrective actions to maintain system integrity.
2. The Company will not be liable for any losses, injuries, or damages to persons or property due to disconnection in accordance with the Disconnection of Service rules of these service regulations and with Commission rules and regulations.



Electric Service Rules and Regulations: Customer-Owned Generating Equipment

The Company will file with the Commission service rules to ensure interconnected customer-owned generation facilities are installed in a manner consistent with public and employee safety, provide adequate service to other customers, and avoid communication interference problems. Requirements for the service rules follow.

1. Interconnecting a generating facility with the Company system will not be permitted until application has been made to and approval received from the electric Company. The Company will withhold approval only for good reason such as failure to comply with applicable Company or governmental rules or laws and/or accepted engineering practices. The Company will require a contract specifying reasonable technical connection and operating aspects for the parallel generating facility.
2. The Company will require that for each generating facility there be provided between the generator or generators and the Company system a lockable load-break disconnect switch. For installations interconnected at greater than 600 volts, a fused cutout switch may be substituted, where practicable. The switches will be accessible to the Company for the purpose of isolating the parallel generating facility from the Company system when necessary.
3. The Company will require a separate distribution transformer for a customer having a generating facility where necessary, for reasons of public or employee safety or where the potential exists for the generating facility causing problems with the service of other customers. Ordinarily this requirement should not be necessary for an induction-type generator with a capacity of 5 kW or less, or other generating units of 10 kW or less that utilize line-commutated inverters.
4. Where necessary, to avoid the potential for a facility causing problems with the service of other customers, the Company will limit the capacity and operating characteristics of single-phase generators in a manner consistent with its existing limitations for single-phase motors. Ordinarily single-phase generators will be limited to a capacity of 10 kW or less.
5. The Company will require that each generating facility have a system for automatically isolating the generator from the Company's system upon loss of the Company supply, unless the Company desires the local generation be continued to supply isolated load. For synchronous and induction generators, such protection against continued operation when isolated from the Company system will ordinarily consist of overcurrent protection, fuse or circuit breaker, plus a voltage or frequency-controlled contactor which would automatically disconnect the unit whenever its output voltage or frequency drifted outside predetermined limits, such as plus or minus 10% of the rated values. Other suitable protective systems against abnormal voltages or frequencies may be accepted by the Company.
6. The Company may isolate the customer-owned generating installation from its system at times:
 - a. When considered necessary to facilitate maintenance or repair of Company facilities.
 - b. When considered necessary during system emergencies.
 - c. When considered necessary during such times as the generating facility is operating in a hazardous manner or is operating such that it adversely affects service to other customers or to nearby communication systems or circuits.

Electric Service Rules and Regulations: Customer-Owned Generating Equipment

7. The owner of the generating facility will be required to make the equipment available and permit entry on the property by electric and communication Company personnel at reasonable times for the purposes of testing isolation and protective equipment and evaluating the quality of power delivered to the Company's system; and testing to determine whether the local generating facility is the source of any electric service or communication system problems.
8. The power output of the generating facility will be maintained such that frequency and voltage are compatible with normal electric service and do not cause that electric service to fall outside the prescribed limits of Commission rules and other standard limitations.
9. The generating facility will be operated so that variations from acceptable voltage levels and other service impairing disturbances do not result in adverse effects on the service or equipment of other customers, and in a manner which does not produce undesirable levels of harmonics in the Company power supply.
10. The owner of the generating facility will be responsible for providing protection for the owner's installed equipment and for adhering to all applicable national, state, and local codes. The design and configuration of certain generating equipment such as those utilizing line-commutated inverters sometimes requires an isolation transformer as part of the generating installation for safety and for protection of the generating facilities.

In addition, the owner of the generating facility will provide and maintain acceptable equipment to synchronize the generating facility with the Company's electric system when applicable. This equipment will prevent reconnection to the Company's electric system until supply has been restored unless otherwise indicated by the Company.

The owner will provide right of access to and use of premises for metering and telemetering equipment should the Company elect to install such equipment. The owner of the generating facility will provide an electrical contact to indicate the status of the disconnecting equipment associated with the parallel generation system.

The owner of a generating facility designed to operate in parallel with a spot network service must provide relaying or control equipment that is acceptable to the Company (i.e., to prevent the generator kW output from ever exceeding the instantaneous kW load).

See Wis. Admin. Code § PSC 113.0207.

All customer-owned batteries that are capable of, or intended to be capable of, "parallel operation" as defined in § PSC 119.02 (30) will be subject to any and all service rules and regulations and § PSC 119 rules that pertain to distributed generation facilities.

Right to Appeal

The owner of a generating facility interconnected or proposed to be interconnected with the Company system may appeal to the Commission should any requirement of the electric service rules filed in accordance with the provisions of Customer-Owned Generating Equipment be considered to be excessive or unreasonable. Such appeal will be reviewed and the customer notified of the Commission's determination.

See Wis. Admin. Code § PSC 113.0208.

Electric Service Rules and Regulations: Stray Voltage

1. Under normal operating conditions, a neutral-to-earth current or voltage may exist on the grounded or grounding conductors or other conductive objects on the customer's premises. The source of the current or voltage may be located on the premises, off the premises, or a combination of both. Upon the customer's request, the Company will investigate inquiries associated with neutral-to-earth current or voltage concerns.

2. Stray voltage is a 60-Hz, steady-state AC RMS voltage that can be measured across a 500-ohm shunt resistor which has been connected between two points which livestock may contact simultaneously. "Steady state" means the value of a current or voltage after all transients have decayed to a negligible value. "Transients" means changes in the steady-state current or voltage caused by faults, operation of protective devices, switching, reclosing, tap changing, motor starts or stops, motor stalls, or other phenomena that are temporary in nature.

3. If a customer requests stray-voltage investigative analysis more than two times in a 12-month period, and the Company has not found stray voltage above the level of concern in any of these analyses, the Company will charge a fee for any further stray-voltage analyses it performs during the remainder of the 12-month period. The fee will not exceed \$300, which is estimated to be the cost of the additional requested service.
 - a. In this paragraph, "level of concern" is split equally between the Company and the customer. The Company's level of concern is 1.0 mA for stray voltage from off-farm sources, and the customer's level of concern is 1.0 mA for stray voltage from on-farm sources.

4. Following a determination by the Company that, under normal operating conditions, the contribution to animal contact current from off-farm sources is in excess of 1.0 mA, the Company will implement, at its expense, measures to reduce this contribution to below 1.0 mA. For farm facilities housing livestock where stray voltage from off-farm sources is a concern, it may be necessary under certain conditions to modify the farm or Company electrical system, or both.

5. The Company will, based on a technical and economic analysis of acceptable alternatives for lowering levels of stray voltage at the given location, determine whether long-term system modification should be on-farm, off-farm, or both. If the Company, with the consent of the customer, chooses to install a long-term mitigation device (e.g., an electronic grounding system or equipotential plane) on farm property, the customer will assume ownership of the device. The Company will respond to reasonable customer requests regarding maintenance of the device. The customer is responsible for the daily monitoring and energy costs of the on-farm mitigation device, if any. The customer will be required to sign a Stray Voltage Reduction Agreement prior to installation of an on-farm mitigation device.

6. The Company will not install any mitigation device(s) where its stray-voltage investigation reveals unsafe conditions, or the inspection report of a state certified commercial electrical inspector or a state certified master electrician reveals that conditions do not comply with applicable electrical codes. If the Company's investigation reveals unsafe conditions, the Company will notify the customer of the problems found and the potential hazards, and will recommend the customer take prompt action to remedy the hazard.



Electric Service Rules and Regulations: Stray Voltage

7. In the event modification of on-farm or off-farm systems, to reduce off-farm stray-voltage contribution, is not required, the customer may request separation of primary and secondary neutrals. The neutral reconnection device(s) "(isolator[s])" used for this purpose will be approved for use by the Company and the Commission. Prior to installation, the customer will submit an application form, a satisfactory farm wiring inspection report which has been issued by a state certified commercial electrical inspector or a state certified master electrician, and submit payment for all costs associated with the neutral separation. The customer will be required to sign a Customer Requested Neutral Separation Agreement and will also be required to sign a Hold Harmless/Indemnification Agreement and Release approved by the Commission. Separation costs will include labor, equipment, and materials (excluding the isolator[s]) necessary for both isolator(s) installation and a post-separation analysis of possible bypass circuitry. Costs may vary and may, therefore, be subject to a specific determination for each farm location.

The isolator(s) will be leased to the customer on a monthly basis (see sheet E-2.1 for the monthly lease rate). This lease rate includes an appropriate amortized fee to cover the cost of an annual inspection designed to assess isolator effectiveness and to ensure that the isolator(s) continues to perform its intended function of neutral reconnection under fault conditions. Lease agreements will require monthly billings

8. If within one year of the date of installation of a customer-requested isolator(s), the customer requests isolator(s) removal, the Company will refund to the customer the amount paid for the isolator and the amortized annual inspection fee.
9. Where modification of on-farm or off-farm systems to reduce off-farm contribution is required but cannot be accomplished within five working days, the Company will install a temporary isolator(s). The customer will be required to sign a Temporary Neutral Separation Agreement prior to installation. The Company must remove the isolator(s) and reconnect the neutrals within 90 days, unless it receives a waiver from the Commission or the customer completes a Customer Requested Neutral Separation Agreement. Upon receiving a completed Customer Requested Neutral Separation Agreement, the Company (not the customer) will provide the inspection of farm wiring by a state certified commercial electrical inspector or state certified master electrician. If any wiring code violations are found and the customer corrects them within 60 days, the Company will keep the isolator(s) in place. Otherwise, it must remove the isolator(s) and substitute another mitigation technique to reduce off-farm stray voltage to 1.0 mA or less.
10. Should the customer whose neutrals were temporarily separated as provided for in paragraph 9 desire the isolator(s) be left in place following the required reduction of off-farm stray-voltage contribution, the customer may request the continuation of this service in accordance with the terms and conditions established in paragraph 7. The agreement will be contingent on receipt of a satisfactory wiring inspection report issued by a state certified commercial electrical inspector or a state certified master electrician. Initial installation costs will be waived.



Electric Service Rules and Regulations: Stray Voltage

11. At farm locations where primary and secondary neutrals have been separated at the request of the customer as provided for in paragraphs 7 and 10, cost-free stray-voltage investigative services may be limited to an annual investigation that determines the effectiveness of the isolator and isolation and an analysis of Company facilities only. If on-farm stray-voltage analysis or additional determinations of isolation effectiveness are requested by the customer, the Company will charge a \$300 analysis fee.
12. Numerous locations exist where primary and secondary neutrals have been separated for various reasons prior to the order date, July 16, 1996. As stray-voltage investigations are performed at these locations, either at customer request or incident to existing Company isolator removal efforts or system modifications, and the Company's stray-voltage contribution under normal operating conditions is determined to be less than 1.0 mA, these customers will become subject to all of the conditions set forth above.
13. Prior to July 16, 1997, the Company will perform the required stray-voltage investigation and separate the primary and secondary neutrals within 45 days of the receipt of a Commission-approved Isolation Request form and a satisfactory farm wiring inspection report which has been issued by a state certified commercial electrical inspector or a state certified master electrician. Subsequent to July 16, 1997, the Company will perform the investigation and separation within 30 days of the receipt of the above-referenced documentation. The Company will not be required to initiate the neutral separation work requested prior to receipt by the Company of full payment for all costs associated with the neutral separation, as specified in paragraph 7.
14. The Company will not install or permit the continued use of an isolator(s) at locations where livestock are not and/or no longer will be housed.

See Wis. Admin. Code § PSC 113.0506.



Electric Service Rules and Regulations: Low-Voltage Network System

GENERAL

1. **New buildings** for which service laterals are provided will include in the construction of the building wall openings approved by the Company for service ducts required at locations specified by the Company.
2. **Rights-of-way, easements, and maintenance of grade.** Rights-of-way and easements suitable to the Company must be furnished by the customer without cost to the Company in reasonable time to meet service requirements. The right-of-way must be cleared of trees, tree stumps, and other obstructions prior to installation of electric facilities, but thereafter may be used by the grantor in such ways as not to interfere with the Company's ability to maintain its electrical facilities at any time. The right-of-way will be graded to within six inches of final grade and such grading maintained by the customer during Company construction. Any added cost to the Company attributable to a change in grade will be at the expense of the property owner.
3. **Incidental damages.** Except for damage caused by its negligence, the Company will not be held liable for damage to trees, shrubs, sidewalks, building floors and wall, or other obstructions incident to the installation, repair, or maintenance of its electric facilities.
4. **Installation of facilities.** The character, location, and method of installation of the facilities to be constructed by the Company hereunder will be at the sole discretion of the Company and will conform to specifications prepared by the Company. Any exceptions consented to by the Company will be at the customer's expense.
5. **Applicability of governmental codes.** All facilities installed by the Company and the customer will comply with the appropriate provisions of the applicable governmental codes.
6. **Extraordinary investment.** Where, in the opinion of the Company, its investment in an extension appears extraordinary, or where extensive enlargements or changes to its existing distribution or other facilities required to accommodate the customer requesting service do not appear to be economically justified, the Company may require the customer to pay the Company that portion of the capital expenditure not economically justified by the anticipated annual revenue. Such payments will be made in advance of construction.

SERVICE LATERALS

1. **Service lateral** is defined as the underground secondary facilities between the nearest splicing point on the underground low-voltage network and the supply end of the customer's service entrance facilities. Service laterals are installed in conduit and normally only serve loads which are less than 75 kW.
2. **Payment for service laterals.** The customer will pay in advance a set charge per foot, per conduit, for that part of the service lateral as defined above, located between the customer's lot line and their service entrance facilities. (See sheet E-2.1 for the footage charge.)



Electric Service Rules and Regulations: Low-Voltage Network System

DISTRIBUTION SYSTEM

1. **Low-voltage network distribution system** is defined to include primary lines, ducts, manholes, conduits, transformers, and all other facilities which are a part of the network system. Such facilities may be located in part on the customer's premises.
2. **Transformer vaults.** Customers with present or prospective loads of 75 kW or more will, at the request of the Company, provide transformer vaults at Company-approved locations, constructed in accordance with Company specifications and requirements of all applicable governmental codes. The customer will contact the Company for specific dimensions, manway, and equipment way opening sizes and locations. The customer will furnish, install, own, and maintain conduit, wire, or bus duct necessary to connect the vault to the customer's switchboard. The customer will furnish, install, own, and maintain access doors, ladders, lighting equipment, ventilation equipment, and other equipment as required to comply with Company and governmental requirements.
 - a. The Company will, on request, furnish general plans and specifications for transformer vaults, including space and ventilation requirements, but the customer's architects or engineers will provide the structural design. The vault design will conform to the Wisconsin State Electrical Code, Volumes 1 and 2, and all applicable municipal ordinances and regulations. Such plans will be submitted to the Company for approval prior to construction.
 - b. The customer will be fully responsible for any necessary maintenance and repair of the electrical vault. This is to include but not be limited to:
 - (1) Replacement of all or portions of the structural walls, floor, and ceiling due to deterioration or degradation as determined by the Company or the customer's licensed professional structural engineer.
 - (2) Replacement or repair of the vault lighting and receptacles including the local branch feeder circuit serving the vault lighting and receptacles.
 - (3) Replacement or repair of the equipment way and manway covers including doors, grates, and louvers as deemed necessary by the Company, the customer's engineer, or the local municipality's inspection authority.
 - (4) Replacement or repair of the vault ventilation system.



Electric Service Rules and Regulations: Meters and Meter Equipment

GENERAL

1. Locations for outdoor installations will be such as to make the meters accessible without damage to customers' lawns, gardens, or shrubbery.
2. Meters for multiple residential, commercial, and industrial customers, office buildings, stores, and factories will be located in easily accessible portions of the buildings and, where there is more than one meter per customer, they will be grouped together and the meter loops marked to indicate the portions of the buildings supplied by each meter. Where meters are mounted side by side, at least a seven-inch space will be left between each meter and the nearest adjacent piece of equipment to permit testing and adjusting.
3. Specifications for service entrance switchboard installations and meter installations should be secured from the Company. All switchboard installations will be approved by the Company before placing the order.
4. Meters will be installed in locations where they are accessible for reading and testing without inconvenience to the customer. They will be located on secure mountings which are free from vibration. Meter locations will be free from unusual temperature and moisture conditions. Meter sockets used for metering installations outlined under this section will be the type approved by the Company and the authorized electrical inspectors and will comply with the requirements of the Wisconsin State Electrical Code and the wiring code of the local municipality.
5. Architects, engineers, and contractors are requested to confer with the Company if additional information is needed for any type of metering installation.
6. Meters will be set, removed, and relocated by Company employees only. On jobs where it is necessary to temporarily disconnect or relocate a meter, the Company will be advised, through its Customer Center, at least a half-day before the work is to be done. Inspection permits and affidavits are required before the Company can set a meter where new wiring has been done. All meter switches, meter sockets, enclosures, and meters are sealed by the Company at the time the meters are installed. If it is necessary to break a seal because of an emergency, the Company should be advised within 48 hours to permit resealing the equipment.



Electric Service Rules and Regulations: Meters and Meter Equipment

METERS AND METER EQUIPMENT

The customer will furnish and install all wiring for meter installations, including such associated facilities as meter sockets, meter enclosures, meter test block enclosure, current transformer enclosures, etc., as may be required for the appropriate type of metering installation listed below.

All single-family residential services will have the meter installation in an accessible area outside the structure.

The following types of metering installations will be provided for the load designated herein:

Residential

1. Horn-Type Bypass or Manual Sealable, lever-operated bypass for self-contained meter sockets with a meter-switch-fuse sequence for:
 - a. Single-phase installations of 200 amperes or less. (See Figures RES-1, 2, 3, and 4.)
 - b. Three-phase installations of 100 amperes or less. (See Figure COM-1.)
 - c. Multiple metering installations for two to six units. (See Figure RES-7.) All apartments having more than six units should contact the Company. (See Figure RES-8.)
2. Transformer-rated meter sockets and current transformers with switch-fuse-meter sequence for:
 - a. Single-phase installations over 200 amperes of actual load. (See Figure RES-6.)
 - b. Three-phase installations over 200 amperes of actual load. (See Figure COM-7.)
 - c. Single-metered and single-phase installations of 201 to 600 amperes for single- or multiple-family residential units. (See Figure COM-3.)
 - d. Single-metered and three-phase installations of over 200 amperes for single- or multiple-family residential units. (See Figure COM-7.)



Electric Service Rules and Regulations: Meters and Meter Equipment

METERS AND METER EQUIPMENT (continued)

3. Underground service.
 - a. The size socket to be used for underground services of 200 amperes or less will be 200 amperes with horn-type or manual sealable lever bypass with meter-switch-fuse sequence (see Figures RES-1 and 2).
 - b. Underground services over 200 amperes actual load will be one of the following. They will be treated on an individual basis and will be referred to the Company for determination of metering required (see Figure COM-3).
 - (1) Current transformer installations with switch-fuse-meter sequence.
 - (2) Optional metering transformer cabinets for services over 200 amperes and 250 volts or less, single-meter installation, sequence of meter-switch-fuse. The customer choosing this option must provide a Company-approved outdoor metering transformer cabinet and will install it and the associated service entrance equipment in accordance with all applicable codes (exclusive of the AC low-voltage network area). (See Figure RES-6).
 - (3) 320-amp pedestal-meter socket, Company-approved (see Figure RES-5).
4. Farm Services - Pole Top.
 - a. Pole-top disconnects of 200 amperes or 400 amperes, single-phase, 120/240 volt with space for a current transformer are permitted. If the option of standby generator breaker is selected, it must be configured in a break-before-make switch sequence.
 - b. The metering sequence will be meter-switch-fuse. For customer-owned generating equipment connections, see Customer-Owned Electric Generating Equipment. (See Figures MIS-7 and 8.)
5. Off-Peak Water Heating Installation.
 - a. Wiring for residential off-peak water heating installation must include a socket for the off-peak meter. Use a meter-switch-fuse sequence. (See Figures RES-9, 9A, and 9B.)

Electric Service Rules and Regulations: Meters and Meter Equipment

METERS AND METER EQUIPMENT (continued)

Commercial and Industrial

(Note: All services of 250 volts or more must be switch-fuse-meter sequence.)

6. Manual sealable, lever-operated bypass, self-contained meter sockets with a meter-switch-fuse sequence for:
 - a. Single-phase installations of 100 amperes or less. (See Figure COM-1.)
 - b. Three-phase installations of 100 amperes or less. (See Figure COM-1.)
7. Manual sealable, lever-operated bypass, self-contained heavy-duty jaw released meter sockets with a switch-fuse-meter sequence for:
 - a. Single-phase installations for 101 to 200 amperes. (See Figure COM-2.)
 - b. Three-phase installations for 101 to 200 amperes. (See Figure COM-2.)
8. Transformer-rated meter sockets and current transformers with switch-fuse-meter sequence for:
 - a. Single-phase installations over 200 amperes for commercial and industrial customers. (See Figures COM-3 and 4.)
 - b. Three-phase installations over 200 amperes for commercial and industrial customers. (See Figures COM-5, 6, and 7.)
9. For multiple-meter installations in commercial and industrial buildings, a main building disconnect is required. (See Figures COM-8, 9, and 10.)
10. Optional metering transformer cabinets for services of 250 volts or less with single-meter installation and meter-switch-fuse sequence. Commercial or industrial single-metered customers with total service capacity of not more than 1,600 amperes may use an indoor or outdoor metering transformer cabinet installation.
11. The customer must provide a Company-approved cabinet and install it and associated service entrance equipment in accordance with all applicable codes. (See Figures COM-11 and 12.) This sequence is not approved in the AC low-voltage network area.
12. Primary-metered service supplied at 2,400/4,160 volts, 7,200/12,470 volts, or 7,970/13,800 volts is available at limited locations and at our discretion. Customers taking service at primary voltage must provide all the necessary switchgear for metering and fused protection of the primary side of the transformers.
13. A switch-fuse-meter sequence must be used. Drawings of primary metered switchgear must be approved by the Company prior to purchase. (See Figure COM-14.)



Electric Service Rules and Regulations: Meters and Meter Equipment

SINGLE-PHASE EQUIPMENT

1. All single-phase equipment must be constructed for operation at the voltage available in the location it is to be used. The Company should be consulted in case there is a question as to the kind of service available.
2. The size and kind of single-phase equipment which may be supplied is specified in the various rate schedules for electric service.
3. Equipment, such as single-phase welders, electric furnaces, motors, parallel generators, and other equipment, which causes frequent variations in current demand sufficient to result in light flicker, must be supplied from independent service equipment, including service outlet and meter.

SINGLE-PHASE MOTORS

Split-phase motors larger than one-half horsepower (hp) capacity are not permissible for any application. The locked rotor starting current for single-phase motors or customer-owned parallel generators will not exceed the values specified in the following table.

| | Allowable Starting Current at 120 Volts (Amperes) | Allowable Starting Current at 208 and 240 Volts (Amperes) |
|-----|--|--|
| 1/3 | 31 | 15.1 |
| 1/2 | 45 | 22.5 |
| 3/4 | Not Allowed | 30.5 |
| 1 | Not Allowed | 35 |
| 1.5 | Not Allowed | 40 |
| 2 | Not Allowed | 50 |
| 3 | Not Allowed | 70 |
| 5 | Not Allowed | 100 |
| 7.5 | Not Allowed | 115 |

Note: Window or room-type air conditioners and portable appliances will not have starting currents in excess of four times the rated input current.



Electric Service Rules and Regulations: Meters and Meter Equipment

THREE-PHASE EQUIPMENT

All three-phase equipment must be constructed for operation at the voltage available in the location where it is to be used. The Company should be consulted in case there is a question as to the kind of service available. Notify the Company in advance of all proposed additions of three-phase equipment to ensure an adequate supply of service.

THREE-PHASE MOTORS

1. The starting current for three-phase motors and customer parallel generators must be limited to the values given in the following table by means of suitable starting devices or motor design. These limitations must be met during all stages of the motor start and running cycle.
2. All motors and customer parallel generators larger than 100 hp must be constructed to maintain a power factor in excess of 92 percent at 90 percent of full load or output.

| Size (hp) | Voltage | Maximum Permissible Starting Current (Amperes/Motor) |
|-----------|---------|--|
| 5 | 240 | 82 |
| 7.5 | 240 | 110 |
| 10 | 240 | 135 |
| 15 | 240 | 189 |
| 20 | 240 | 240 |
| 25 | 240 | 291 |
| 30 | 240 | 345 |
| 35 | 240 | 354 |
| 50 | 240 | 364 |
| 50 | 240 | 8 amperes/hp |

3. The maximum permissible starting current for motors wound for other voltages will be the starting currents listed above divided by ratio or other voltage divided by 240 volts.



Electric Service Rules and Regulations: Meters and Meter Equipment

TABLE OF FIGURES

The following tables of figures are those mentioned in Meters and Meter Equipment. These figures are not included herein but are itemized below in the event one or more are required, in which case they may be obtained from the Company upon request.

| Commercial Services | | |
|---|---|--------|
| Underground/overhead | 100 amp or less, single- or three-phase | COM-1 |
| Underground/overhead | 101 to 200 amp, single-phase or three phase | COM-2 |
| Underground/overhead | 201 to 600 amp, 120/240-volt, single-phase, three-wire | COM-3 |
| Underground/overhead | 201 to 600 amp, 120/208-volt, single-phase, three-wire | COM-4 |
| Underground/overhead | Greater than 200 amp, 240-volt, three-phase, three-wire | COM-5 |
| Overhead | 201 to 400 amp, three-phase, four-wire | COM-6 |
| Underground | Greater than 200 amp, three-phase, four-wire | COM-7 |
| Underground | Multiple meters with various service sizes | COM-8 |
| Underground | Multiple metering, 200 amp/position single- or three-phase | COM-9 |
| Underground | Multiple metering, 100 amp/position single- or three-phase | COM-10 |
| Transformer cabinet | 400 to 1,600 amp, three-phase, four-wire | COM-11 |
| Transformer cabinet | 400 to 600 amp, single-phase, three-wire | COM-12 |
| Switchboard | Customer-owned secondary switchboard | COM-13 |
| Primary metering switchgear | One-line diagram, customer-owned | COM-14 |
| Residential Services | | |
| Underground | Pedestal-type meter socket, 200 amp or less | RES-1 |
| Underground | 200 amp or less | RES-2 |
| Overhead | Attachment to building, 200 amp or less | RES-3 |
| Overhead | Attachment through the roof, 200 amp or less | RES-4 |
| Underground | Single-phase, 320 amp | RES-5 |
| Underground | Single meter installation, 400 to 600 amp | RES-6 |
| Underground | 2 to 6 meters, 200 amp or less per position | RES-7 |
| Underground | 7 meters or more, 200 amp or less per position | RES-8 |
| Electric water heater | 200 amp or less | RES-9 |
| | | RES-9A |
| Electric water heater | One-line diagram | RES-9B |
| Network Services | | |
| Network map | Low-voltage network map | NET-1 |
| Residential/commercial | 200 amp or less, single- or three-phase | NET-2 |
| Outdoor residential | Multiple meters, 200 amp or less per position, single- or three-phase | NET-3 |
| Commercial | Multiple meters, 200 amp or less per position, single- or three-phase | NET-4 |
| Residential apartment | Meter stack, 200 amp or less per position, single- or three-phase | NET-5 |
| Residential/commercial | Single meter, 200 ampere or larger, three-phase | NET-6 |
| Residential/commercial | Single meter, 201 to 600 amp, single-phase | NET-7 |
| Miscellaneous Services | | |
| Overhead clearance guidelines | | MIS-1A |
| Overhead clearance guidelines - drawings | | MIS-1B |
| Clearance requirements between gas meters and electric meters | | MIS-2 |
| Typical below-grade transformer vault | | MIS-3 |
| Typical transformer enclosure | | MIS-4 |
| Customer-owned overhead temporary service | | MIS-5 |
| Customer-owned underground temporary service | | MIS-6 |
| Farm pole-top metering installation | | MIS-7 |
| Standby emergency generator | | MIS-8 |
| Typical direct-metering wiring diagrams | | MIS-9 |



Electric Extension Rules: Overhead and Underground

GENERAL

The purpose of this section is to establish standards for electric service extension rules. These standards will not apply to the interconnection of customer-owned generation facilities. The primary objective of these standards will be to provide for an equitable cost relationship between new customers and existing customers. The determination of an equitable relationship will consider the effect of the extension rule on the environment, the Company's revenue requirement, and the efficient use of electricity.

The Company may specify in writing the customer's service entrance locations, including service entrance conduit sizes, quantity, and termination points.

Standard Service Facilities

The Company will supply to each customer's building or premise:

1. No more than one service drop or service lateral.
2. No more than one class of service.
3. No more than one meter.

Exceptions to this rule

(Note: The Company may require customers requesting service under any of the following six exceptions to pay a contribution in advance of construction for the portion of the facilities in excess of the standard design.)

Where, in the judgment of the Company:

1. More than one point of delivery is necessary because of voltage regulation, governmental requirements, or regulatory orders.
2. For large installations, more than one service drop or service lateral of the same class of service is necessary to meet the load requirements.
3. For large, single-metered installations over 800 kW actual load, two service voltages are necessary. This exception is allowed only at the sole discretion of the Company. This exception is not allowed within the low-voltage network system.
4. Row houses and other multiple-occupancy buildings comply with the Wisconsin State Electrical Code by having areas separated by fire walls.
5. An additional service or meter may be required to accommodate an interruptible service rate.
6. The available three-phase service is a 240-volt, three-wire Delta because of existing distribution facilities. However, this second class of service will not be allowed if the customer's total combined demand is greater than 50 kW (not allowed in the low-voltage network system).

See Meters and Meter Equipment, Commercial and Industrial, which permit the customer under certain conditions to use more than one disconnect per service in accordance with COMM 16.25(6) Wis. Admin. Code (reference NEC 230-71 [1996]).



Electric Extension Rules: Overhead and Underground

OVERHEAD SERVICE DROPS AND UNDERGROUND SERVICE LATERALS

Definitions (see Wis. Admin. Code § PSC 113.1003)

1. **Contributed extension** means an extension toward which a customer has made a contribution in aid of construction.
2. **Distribution facilities** include all primary and secondary voltage wire or cable and its supports, trenches, connection equipment, and enclosures, and control equipment which are used to extend the distribution system from existing facilities to a point of connection with the service facilities. The cost of right-of-way preparation and restoration to the original condition where appropriate will be included in the cost of distribution facilities.
3. **Embedded cost** means the original cost of the installed utility plant less both the accumulated depreciation of the plant and associated contributions in aid of construction as recorded in the Company's books.
4. **Embedded cost allowance** means a construction credit given a customer requesting an extension which reflects the average embedded cost of existing facilities.
5. **Excess facilities** means an extension costing more than five times the average embedded cost allowance for a given customer classification.
6. **Extension** means the addition of transmission, distribution, or service facilities to the existing electric service facilities.
7. **Full cost** of an extension includes the cost of removal of existing facilities if present.
8. **Noncontributed extension** means an extension which costs less than the embedded cost allowance: the customer requesting the extension makes no contribution in aid of construction.
9. **Nonstandard route or design** means facilities which meet one or more of the following criteria:
 - a. Are different from the standard design developed pursuant to Wis. Admin. Code § PSC 113.1002(2),
 - b. Follow a route different from the route determined in Wis. Admin. Code § PSC 113.1002(1), or
 - c. Are not in accordance with the general principles of Wis. Admin. Code § PSC 113.1002.
10. **Service drop** means the overhead secondary voltage conductors from the transformer or closest pole or support on the distribution system to the customer's electric service entrance equipment.
11. **Service facilities** means the transformer, service drop, or service lateral and meter.
12. **Service lateral** means the underground secondary voltage conductors from the transformer or closest underground pedestal on the distribution system to the customer's electric service entrance equipment.
13. **Transmission facilities** means a line providing electric service at 40 kilovolts or more as defined in Wis. Admin. Code § PSC 112.02(8)(c) and the associated supports, connection equipment, enclosures, and control equipment. Transmission facilities also include the preparation cost of right-of-way and restoration of the property to its original condition where appropriate.
14. **Upgrade** means a modification of existing electric facilities.



Electric Extension Rules: Overhead and Underground

OVERHEAD SERVICE DROPS AND UNDERGROUND SERVICE LATERALS (continued)

General Requirements

1. The Company will install, own, and maintain all service drops and service laterals.
2. For overhead service drops, the applicant's service head will be located at a point readily accessible to the distribution system. Where it is necessary to cross adjacent property, the applicant will provide an easement satisfactory to the Company. The applicant will obtain from the Company the proper location for the service head and will provide suitable anchorage for supporting the service drop on the building.
3. When the applicant's present or prospective load is 75 kW or more, the applicant will provide, free of cost to the Company, at the option of and as specified by the Company in accordance with applicable code requirements, either:
 - a. Transformer vault(s) constructed in accordance with Company specifications (see Service Facilities - General Information, exceptions).
 - b. An outdoor transformer enclosure, including fence, foundations, conduit, service conductor, conductor support, gates, and locking equipment.
 - c. Space for the installation of pad-mounted transformers.
 - d. In high-rise buildings, conduit extensions, space for the installation of transformers, primary cables, and associated switchgear and, on request of the Company, suitable space on the site outside of the building for the installation of high-voltage fused disconnecting equipment.

Acquisition of Customer-Owned Service Laterals Installed Prior to April 1, 1965

1. On written request of the customer, the Company will, without cost to it, assume the ownership and responsibility for future maintenance and replacement of customer-owned service laterals installed prior to April 1, 1965.
2. If, at the time of acquisition, the Company informs the customer that their service lateral will need to be replaced within three years of such date, due either to inadequacy or deterioration, the customer will rewire their service entrance equipment as necessary to accommodate a new service lateral, and the Company will treat this customer as a new applicant for service for determination of any charges or further requirements needed to provide a new service to this facility.

Location of Service

All service drops and service laterals will be extended from the Company's distribution system to the customer's service entrance facility over the most direct and properly engineered route as determined by the Company. The customer's service entrance point will be specified by the Company.



Electric Extension Rules: Overhead and Underground

OVERHEAD SERVICE DROPS AND UNDERGROUND SERVICE LATERALS (continued)

Charges for Overhead Service Drops and Underground Service Laterals

1. **Temporary service.** The Company will make a charge for providing 120/240-volt, single-phase temporary service up to 100 amps for construction purposes at a location selected by the Company (see sheet E-2.1 for the charge). The service head must be located on a satisfactory temporary support provided by the applicant. Such support must be located so as to avoid splicing wires when moved to the permanent location and will provide the clearance required by the Wisconsin State Electrical Code.

For any other location, voltage, or load selected by the applicant, the estimated cost of installing and removing the temporary service will be paid in advance by the applicant.

2. **Permanent service.** No charge will be made for permanent overhead service drops and underground service laterals meeting the aforementioned definitions and all Company rules and all applicable codes, unless there is extraordinary investment, excess facilities, and/or abnormal trenching required. The customer will pay the portion above the cost of a normal service as determined by the Company.
3. **Upgrade of service facilities.**
 - a. *Overhead service drop.* The Company will not charge the customer to upgrade an overhead service drop with a larger size overhead service drop.
 - b. *Underground service lateral.* The Company will not charge the customer to upgrade an underground service lateral with a larger size underground service lateral.
 - c. *Overhead service drop to underground service lateral.* The Company will require a contribution from a customer requesting to have an overhead service drop upgraded to an underground service lateral. The contribution will be equal to the cost of the underground service lateral less the cost of an equivalent overhead service drop.



Electric Extension Rules: Overhead and Underground

OVERHEAD AND UNDERGROUND DISTRIBUTION EXTENSIONS

Upon written request, the Company will extend its distribution system to provide service to new customers in accordance with the following rules and regulations.

Company Responsibility (see Wis. Admin. Code § PSC 113.1002)

The Company will provide safe, reliable service with extensions that conform, to the extent possible, to each of the following standards:

1. **Route.** The Company will make the extension over the most direct route which is the least expensive and least environmentally degrading. The customer will provide or will be responsible for the cost of all right-of-way easements and permits necessary for the Company to install, maintain, or replace distribution facilities. The customer will either clear and grade such property or pay the Company to clear and grade such property. The customer is responsible for the cost of restoration of the property after the Company has completed installation and backfilling where applicable.
2. **Design.** The Company will design and install facilities to deliver service to the customer and the area at the lowest reasonable cost. The facilities will comply with accepted engineering and planning practices. The design will consider reasonable needs for probable growth in the area and local land-use planning. Unwarranted excess capacity which would result in unnecessary cost increases to the Company and its customers will be avoided. The Company will be responsible for the incremental cost of distribution facilities which are in excess of standard design for the customer and normal area growth.
3. **Efficient use.** The Company's extension rules will discourage the inefficient use of electricity by appropriately relating costs to the charges made for extensions.
4. **Cost estimates.** The Company will engineer and estimate the cost of each extension based on reasonable current costs. Current costs may be estimated using job specific costs, average costs per foot or unit, or other costing methods as appropriate.

Items Included in Costing the Extension (see Wis. Admin. Code § PSC 113.1004 and 113.1005)

Customer contribution for service facilities

1. **Metering facilities.** The Company will provide the necessary standard metering facilities at no charge to the customer.
2. **Transformers.** The Company will provide standard design transformers necessary to service the customer's load at no charge.
3. **Service drops and laterals.** Single-phase service drops or laterals will be provided up to 120 feet free and three-phase service drops or laterals will receive up to 50 feet free from the distribution system to the customer's service entrance facility using the most direct and properly engineered route as determined by the Company. The customer will pay an incremental cost per foot for all additional footage for the service drop or lateral footage to the customer's specified service entrance point.
4. **Nonstandard service facilities.** If the facilities design developed pursuant to Wis. Admin. Code § PSC 113.1002 requires nonstandard service facilities or if the customer requests nonstandard facilities, such as moving the service entrance or the route of the service drop or lateral, the Company may require the customer to pay an incremental cost contribution in advance of construction for the portion of the facilities in excess of the standard design.



Electric Extension Rules: Overhead and Underground

OVERHEAD AND UNDERGROUND DISTRIBUTION EXTENSIONS (continued)

Customer contributions for distribution extensions

1. **Standard designs.** The customer will pay in advance and, as a minimum and refundable contribution, the estimated cost of distribution facilities to be installed which is greater than the appropriate average embedded cost allowance for existing distribution facilities.
2. **Subdivisions.** Developers and subdividers will pay in advance and, as a minimum and refundable contribution, the estimated cost of distribution facilities to be installed for the area being developed. The contribution is refundable as structures are built and connected to the electric facilities.
3. **Nonstandard route or design.** If a customer requests a route or design which is different from the design proposed by the Company in compliance with the requirements of Wis. Admin. Code § PSC 113.1002, the Company will require the customer pay in advance any additional costs as a refundable contribution.
4. **Construction charges.** The Company will require the customer make a contribution in aid of construction, in advance of construction, if construction requires trenching in rocky soil, frozen ground, or other similar conditions.
5. **Request for excess facilities.** The Company may require a contract from a customer requesting the installation of excess facilities, as defined in Wis. Admin. Code § PSC 113.1003(5), requiring the customer to pay recurring operation and maintenance expenses on the portion of the extension which is greater than five times the embedded cost allowance. The Company will provide the Public Service Commission of Wisconsin (PSCW) with the reasons and supporting analysis for each such contract.

Definition of Embedded Cost Allowances (see Wis. Admin. Code § PSC 113.1006)

The average embedded cost of existing facilities will be determined annually on a customer classification basis as follows:

1. **Energy-only customers.** For customer classifications billed on an energy usage only basis, the embedded cost of the distribution facilities allocated to those classifications will be divided by the number of customers in the classification to specify an average embedded cost allowance per customer. The Company may create subclassifications of energy-only commercial classifications based on customer service entrance capacity or other electrical load criteria to specify average embedded cost allowances.
2. **Demand and energy customers.** For customer classifications billed on a demand and energy usage basis, the embedded cost for distribution facilities allocated to those classifications will be divided by the total billed demand of those customers to specify an average embedded cost allowance per kilowatt of demand.
3. **Streetlighting.** For streetlighting facilities, the embedded cost of distribution facilities allocated to those classifications will be divided by the number of lighting fixtures to specify an average embedded cost allowance either by type of lighting fixture or by type and size of lighting fixture.
4. **Seasonal customers** will receive one-half the average embedded cost allowance of a year-round customer for the same customer classification.



Electric Extension Rules: Overhead and Underground

OVERHEAD AND UNDERGROUND DISTRIBUTION EXTENSIONS (continued)

Allowances

The embedded cost allowance will be recomputed and filed each year to be effective March 1 (see sheet E-2.1 for the effective date and applied allowances).

Application of Allowances (see Wis. Admin. Code § PSC 113.1007)

Application of the allowances on a per-class-of-customer basis will be done as follows:

1. Energy-only customers.

- a. Customers billed on an energy-only basis are generally residential and small commercial customers requesting extensions to serve their facilities on individual lots of multi-lot plats. Where a distribution extension is necessary, the requesting customer will pay, in advance, the total cost of the extension, as described previously, less the embedded cost per customer multiplied by the number of customers to be served by the extension. This cost will be computed on an estimated basis, and the requesting customer will make an advance deposit in that amount. Upon completion of the extension, if the scope of the work has changed from that originally agreed upon with the customer, the actual cost will be determined and an appropriate refund or additional bill will be submitted to the original contributor.
- b. The requesting customer will receive allowances only for those lots having structures beyond the foundation stage that will take a service drop or service lateral directly from the distribution extension being made.
- c. Refunds, on an embedded cost per customer basis, will be made to the original contributing customer as new customers take service drops or service laterals off the extension within five years of the completion of the original extension. The refund will be equal to the greater of the embedded cost allowance in effect at the time the contributed extension was installed or the current embedded cost allowance. This refund, in either case, will be reduced by the costs incurred by the Company to design and install the distribution facilities for the second customer. The total refund will not exceed the original total amount paid.
- d. The original contributor will receive from the Company a contract letter specifying the terms and conditions for any refunds.
- e. No refunds will be allowed after five years from the date of the original extension. The total of the refunds will not exceed the original amount paid, and no interest will be paid on refunds.
- f. For relocating and rebuilding existing facilities, refer to "Relocating and Rebuilding Existing Facilities" in this section.

Electric Extension Rules: Overhead and Underground

OVERHEAD AND UNDERGROUND DISTRIBUTION EXTENSIONS (continued)

2. Demand-plus energy customers.

- a. Customers billed on an energy-and-demand basis are generally commercial customers with demand greater than 20 kW. These customers requesting service that require rearrangement of existing or construction of new distribution facilities will pay, in advance, the total cost of such rearrangement or new extension less the embedded cost allowance per kilowatt of demand multiplied by the customer's estimated average billed demand. The cost will be estimated, and a deposit equal to the estimate will be made in advance. Upon completion of the extension, if the scope of the work has changed from that originally agreed upon with the customer, the actual cost will be determined and an appropriate refund or additional bill will be submitted to the original contributor.
- b. The customer's estimated average billed demand will be determined by utilizing 40 percent of the customer's stated service entrance facility rating which is based on the Company's experience with the relationship between a customer's actual load and the size of the service entrance.
- c. For customers of this class requesting an increase in facilities, the cost will be the total distribution facility construction cost as defined in "Items Included in Costing the Extension" in this section, less an allowance equal to the incremental increase in demand multiplied by the embedded cost per kilowatt less the accumulated depreciation of the removed facilities, less the salvage value of the facilities removed. Upon completing the extension, if the scope of the work has changed from that originally agreed upon with the customer, the actual cost will be determined and an appropriate refund or additional bill will be submitted to the original contributor.
- d. After completing the extension and final costs have been settled between the Company and the customer, a contract letter specifying the possibility of refunds will be sent to the customer. It will explain the circumstances under which refunds may occur as a result of the addition of new customers taking service drops or service laterals off the extension within five years of the completion of the original extension. The refund will be equal to the greater of the embedded cost allowance in effect at the time the contributed extension was installed or the current embedded cost allowance. This refund, in either case, will be reduced by the costs incurred by the Company to design and install the distribution facilities for the second customer. The total refund will not exceed the original total amount paid.
- e. The requesting customer will receive allowances only for those lots having structures beyond the foundation stage that will take a service drop or service lateral directly from the distribution extension being made.
- f. The original contributor will receive from the Company a contract letter specifying the terms and conditions for any refunds.
- g. No refunds will be allowed after five years from the date of the original extension. The total of the refunds will not exceed the original amount paid, and no interest will be paid on refunds.
- h. For relocation and rebuilding of existing facilities, refer to "Relocating and Rebuilding Existing Facilities" in this section.

Electric Extension Rules: Overhead and Underground

OVERHEAD AND UNDERGROUND DISTRIBUTION EXTENSIONS (continued)

3. **Streetlight extensions.** For streetlight extensions, service drops, or service laterals, the cost to the requesting party will be the total cost of the facilities needed to provide service to the streetlights less the embedded cost allowance per fixture. This cost will be collected in advance on an estimated basis. Upon completing the extension, if the scope of the work has changed from that originally agreed upon with the customer, the actual cost will be determined and an appropriate refund or additional bill will be submitted to the original contributor.

4. **More than one rate form.** For extensions of distribution facilities to more than one customer where some are billed on energy-only and some on demand and energy, the total allowance will be determined by either allocating certain costs of the extension to each class separately or by adding the allowances together to derive one total allowance to offset one total cost. The method will be determined by the Company and used so as to minimize confusion over payment and/or refund policies.

5. **Upgrade of distribution facilities.** For customers who require an upgrading of their distribution facilities, allowances will be determined as follows:
 - a. *Demand schedule.* Customers who are served under a demand rate schedule will receive an embedded cost allowance. The kilowatts of demand to be used in determining the allowance will be the customer's estimated average billed demand after the upgrade less the customer's estimated average billed demand before the upgrade. (Refer to "Allowances" in this section for determination of estimated average billed demand.)

 - b. *Customers transferring to a different energy-only classification.* If a customer served under an energy-only subclassification prior to the upgrade qualifies for a different energy-only subclassification after the upgrade, the customer will receive an allowance equal to the difference between the two embedded cost allowances.

 - c. *Customers transferring to a demand classification.* If a customer is served under an energy-only classification prior to the upgrade, the customer will receive an embedded cost allowance. The kilowatts of demand to be used in determining the allowance will be the customer's estimated average billed demand after the upgrade less an estimate of the customer's prior average billed demand. (Refer to "Allowances" in this section for determination of estimated average billed demand.)

Economic Evaluation

Proposed extensions may be reviewed for economic considerations. If the cost of an extension exceeds five times the embedded cost to serve a customer in the same class as the customer for whom the extension is to be made, the Company may require a contract with the customer. Under the terms of the contract, the customer will be required to pay, on a monthly basis, the recurring estimated operation and maintenance expenses associated with that portion of the extension which is in excess of five times the embedded cost at the time the extension was made. The reasons and supporting analyses for each contract will be furnished the customer and the PSCW in writing. The Company will inform the customer of the customer's right to ask the PSCW for a review of the extension costs and contract provisions.



Electric Extension Rules: Overhead and Underground

OVERHEAD AND UNDERGROUND DISTRIBUTION EXTENSIONS (continued)

Relocating and Rebuilding Existing Facilities (see Wis. Admin. Code § PSC 113.1008)

1. **Relocating and rebuilding existing distribution facilities.** Where responsibility can be determined by the Company, the customer responsible for relocation, rebuilding, or other modifications of existing distribution facilities will pay, in advance, a contribution equal to the full estimated cost of construction including the cost of removing existing distribution facilities less the average embedded cost allowance, if applicable, and less the accumulated depreciation and the salvage value of facilities removed. The costs and credits will be determined from the available records of the Company. The Company will endeavor to maintain records that permit a reasonable calculation of these costs and credits. The contribution will be refundable as additional customers attach to the facilities for which the customer made a contribution unless the additional customers require a new extension. See Wis. Admin. Code § PSC 113.1003(1) and PSC 113.1007(1).
2. **Replacement of overhead distribution facilities with underground distribution facilities.** A customer requesting the Company to replace existing overhead distribution facilities with underground distribution facilities will pay, in advance, the full estimated cost of construction including the cost of removal of existing distribution facilities less the average embedded cost allowance, if applicable, and less the accumulated depreciation and the salvage value of the existing overhead facilities which are removed. This contribution will be refundable as additional customers attach to facilities for which the customer made a contribution if the cost of the required distribution facilities to serve the new customer is less than the appropriate embedded cost allowance.
3. **Upgrade of distribution facilities.**
 - a. *Due to change in load.* Customers who request an upgrading of the Company distribution facilities due to a change in the character of their load will pay, in advance, for the construction costs incurred by the Company to provide the requested additional facilities.
 - b. *Demand schedule.* Customers who are served under a demand rate schedule will receive an embedded cost allowance. The kilowatts of demand to be used in determining the allowance will be the customer's average billed demand after the upgrade less the customer's average billed demand before the upgrade.
 - c. *Customers transferring to a different energy-only classification.* If a customer served under an energy-only subclassification prior to the upgrade qualifies for a different energy-only subclassification after the upgrade, the customer will receive a cost allowance equal to the difference between the embedded cost allowances.
 - d. *Customers transferring to a demand classification.* If a customer is served under an energy-only classification prior to the upgrade, the customer will receive an embedded cost allowance. The kilowatts of demand to be used in determining the allowance will be the customer's average billed demand after the upgrade less an estimate of the customer's prior average demand.

RIGHTS-OF-WAY, EASEMENTS, AND MAINTENANCE OF GRADE

Rights-of-way and easements suitable to the Company must be furnished by either the applicant or developer without cost to the Company in reasonable time to meet service requirements. The right-of-way must be cleared of trees, tree stumps, and other obstructions prior to installation of electric facilities, but thereafter may be used by the grantor in such ways as not to interfere with the Company's ability to maintain its electrical facilities at any time. The right of way will be graded within six inches of final grade, and such grading maintained by the applicant during utility construction. Future changes or relocations of Company facilities required because of changes in grade will be at the expense of the property owner.



Electric Extension Rules: Overhead and Underground

CUSTOMER'S RESPONSIBILITY FOR DAMAGE TO COMPANY EQUIPMENT

The developer or builder will save the Company harmless from any damage to the Company's facilities resulting from other construction work on the premises.

ABNORMAL TRENCHING COSTS

The applicant will pay, in advance, an amount equal to the estimated extra cost of trenching and hand digging through any area where normal plowing and trenching methods cannot be used; e.g., ledge rock, boulders, landfill, trees, heavy underbrush, water courses, etc. Winter charges will apply for any service lateral and/or distribution extension installed between December 1 and March 31 unless the application for service and/or request for distribution extension is received prior to October 15 and the premise and/or site is ready for installation prior to November 1.

INSTALLATIONS UNDER AND THROUGH PAVED AND LANDSCAPED AREAS ON PRIVATE PROPERTY

Where it is necessary to install Company facilities in paved or landscaped areas on private property, the Company will make the installation and return the surface area to as near the original state as is reasonably practicable to do.

INCIDENTAL DAMAGES

Except for damage caused by its negligence, the Company will not be held liable for damage to trees, shrubs, fences, sidewalks, or other obstructions incident to the installation, repair, or maintenance of its electric facilities. The applicant will be responsible for lawn and landscape restoration except as noted above. Where the Company is requested to provide restoration, the applicant will be responsible for the associated costs. Excavation and backfilling will be the responsibility of the Company. Backfill will consist of the original spoil.

INSTALLATION OF FACILITIES

The character, location, and method of installation of the facilities to be constructed by the Company hereunder will be at the sole discretion of the Company and will conform to specifications prepared by the Company. Any exceptions, if consented to by the Company, will be at the customer's expense.

APPLICABILITY OF GOVERNMENTAL CODES

All facilities installed by the Company and the customer will comply with the appropriate provisions of the applicable governmental codes.

EXTRAORDINARY INVESTMENT

Where, in the opinion of the Company, its investment in an extension appears extraordinary, or where extensive enlargement or changes to its existing distribution or other facilities are required to accommodate the customer(s) requesting service do not appear to be economically justified, the Company may require the customer(s) to pay the Company that portion of the capital expenditure not economically justified by the anticipated annual revenue. Such payments will be made in advance of construction. (See also Overhead and Underground Distribution Extensions, Economic Evaluation, where the Company may require a specific contract with the customer to pay operating and maintenance expenses.)



Electric Extension Rules: Overhead and Underground

ENHANCED ELECTRIC RELIABILITY SYSTEM (EERS)

This program provides enhanced electric reliability to a specific customer through use of an automatic switch connection to an alternative electric distribution extension and circuit to a substation should the customer's normal service be disrupted. An automatic transfer switch is installed to disconnect the normal path of service and reconnect through an alternate distribution service to one or more additional circuits from other substations (or to another bus on the same substation from which the customer already receives service). Connection to the alternative distribution extension and circuit is not instantaneous but will be much quicker than with manual switching. When the normal service path is restored and available, service will be disconnected from the alternative path and returned to the normal service path. This will involve a short outage.

This service will be provided, pursuant to the terms of an agreement between the customer and the Company, only if the Company determines, on a case-by-case basis, that it is reasonably and technically feasible to provide such service. This schedule will apply to complete applications for this service accepted by the Company after the effective date of this service rule tariff. The customer will be responsible for all capital costs of all new infrastructure improvements required to provide this added level of reliability. These costs may include, but are not limited to, the cost of constructing the alternate distribution extension and automatic switching gear, and the cost of any upstream infrastructure investment necessary to provide the nominated level of demand. An estimate of these costs will be paid to the Company prior to the start of construction, and will be adjusted, following the completion of the construction, to reflect actual costs.

In addition to the cost of infrastructure improvements, a Reserve Capacity Charge will be assessed on the Company-approved Customer Nomination of capacity at the service point(s). This charge contributes to the recovery of the cost of providing the higher level of capacity on the Company's existing distribution circuit(s) needed to provide the enhanced electric reliability. The Reserve Capacity Charge is set forth on sheet E-2.1 of these electric service rules.

The nominated level of enhanced power reliability cannot be less than the metered load to a specific service point. Normal electric service to that service point must qualify for and be provided under a demand-billed rate schedule. If a customer desires that less than 100% of their load demand be covered by their EERS nomination, the portion of load not covered by the EERS will be segregated to a separate service point.

Backup generation provided through the Company's BGS program may also be included in the enhanced electric reliability system. The cost of that service will be determined by the terms of the BGS service rider and separate BGS service agreement between the customer and the Company.

The Company will evaluate, on a case-by-case basis, requests to increase the capacity of a customer's EERS above the original contracted level due to future growth. All such increases will be documented by an amended service agreement. Should any additional investment be required to provide a higher contracted level of service, this cost will be assessed on an up-front basis, as described above. In addition, the Reserve Capacity Charge, in situations where one pertains, will be applied to the newly contracted level of capacity.



Electric Extension Rules: Overhead and Underground

ENHANCED ELECTRIC RELIABILITY SYSTEM (continued)

A customer may request a reduction in its nomination at any time during the term of their service agreement under this schedule, upon no less than 30 days' written notice to the Company. The Company will provide the reduced level of EERS service, provided that the new Customer Nomination is not less than the level of underlying distribution service covered by the EERS at a given service point. The reduction in Customer Nomination will not be effective until the customer and the Company execute a new Service Agreement documenting the reduction in the Customer Nomination. Following the reduction in Customer Nomination, the Company may reconfigure any existing infrastructure, at its discretion, provided that EERS service can be provided at the newly nominated demand level.

A customer may request an increase in its nomination at any time. Upon receipt of such request, the Company will evaluate the feasibility of the requested increase and the time needed to add any infrastructure that may be necessary to provide EERS at the requested demand level. Should any additional infrastructure improvements be required to provide EERS service at the higher Customer Nomination level, the customer will pay the cost of such improvements prior to the commencement of construction, and the costs will be trued up in accordance with the procedure set forth in the Service Agreement. The increase in Customer Nomination will not be effective until the customer and the Company execute a new Service Agreement documenting the increase in the Customer Nomination. The Reserve Capacity Charge will be applied to the new Customer Nomination.

If the customer's load exceeds the Customer Nomination, the Company reserves the right to limit or disconnect service to the EERS distribution feed. The Company will not be obligated to provide enhanced service at a level exceeding the Customer Nomination. If the Company is able to serve the increased load, the customer will be responsible for paying the Reserve Capacity Charge at the increased level from the time the Company determines the load was increased. If additional infrastructure improvements are required to serve the added load, the customer will pay the cost of such improvements prior to the commencement of construction, and the costs will be trued up in accordance with the procedure set forth in the Service Agreement. In addition, if the EERS is used during the time the load was increased, the customer will pay \$25 per kilowatt for any actual increased EERS load in excess of the Customer Nomination set forth in the Service Agreement.

If the customer's underlying distribution service is disconnected for nonpayment, the Company may also disconnect the EERS. The Company may also disconnect the EERS for nonpayment of the ongoing Reserve Capacity Charge or for nonpayment of the full infrastructure improvement costs. If the EERS is subsequently reconnected, the customer will be responsible for payment of the Reserve Capacity Charge during the time service was disconnected.



Electric Service Rules and Regulations: Forms

DISCONNECT NOTICE

Madison Gas and Electric Company
PO Box 1231, Madison, Wisconsin 53701-1231
608-252-7144 TDD 608-252-4777 1-800-245-1125

Viroqua Gas Company
PO Box 109, Viroqua, Wisconsin 54665
608-637-3139 1-877-388-3139

Prairie du Chien Gas Company
PO Box 266, Prairie du Chien, Wisconsin 53821
608-326-2417 1-888-326-2417

Your account is past due. Unless full payment is made within **10 days** after date of this notice, service will be discontinued. To avoid interruption of service and payment of a reconnection charge, please give this matter your immediate attention.

Important - See Reverse Side

| | |
|---------------------|--|
| Account Number | |
| Notice Date | Amount Past Due |
| Reconnection Charge | |
| Gas Service | \$ [] 8 a.m. - 4:30 p.m. Monday through Friday, except Holidays |
| Electric Service | \$ [] 8 a.m. - 4:30 p.m. Monday through Friday, except Holidays |

AVISO DE DESCONEXIÓN - para prevenir la interrupcion de su servicio, contacte a MGE inmediatamente.

Pay your bill by credit card or electronic check. Call 1-888-201-1967. Processor fees apply.

Madison Gas and Electric Company

133 South Blair Street, PO Box 1231, Madison, Wisconsin 53701-1231
Phone 608-252-7144 TDD 608-252-4777 Toll Free 1-800-245-1125

DISCONNECT NOTICE

Please return this portion with payment within 10 days.

| | |
|----------------|------------------------|
| Account Number | |
| Notice Date | Amount Past Due |

MGE 003 (March 1, 2016)

BACK OF NOTICE

In accordance with Wisconsin Administrative Code, please contact our office immediately upon receipt of this notice for any of the following reasons:

- A. → If you dispute the amount shown as past due on this notice.
- B. → If you wish to negotiate a deferred payment agreement as an alternative to disconnection.
- C. → If disconnection of service poses a threat to the health, safety or well-being of a resident of your premises due to any of the following reasons:
 - • infirmities of aging
 - • developmental, mental or physical disabilities
 - • use of life-sustaining equipment connected to the meter
 - • frailties associated with infants or young children




Residential utility service will be continued for up to 21 days to enable you to arrange for payment, if you provide our office with a statement from a licensed Wisconsin physician or a notice from a public health, social services, or law enforcement official which identifies the medical or protective services emergency and specifies the period of time during which disconnection will aggravate the circumstance.

An appeal may be made to the staff of the Public Service Commission of Wisconsin, telephone 1-800-225-7729, if the grounds for the proposed disconnect or the amount of any bill remains in dispute after contacting this company for available remedies.

If you make a payment using a credit or debit card or at an authorized MGE pay station, and it is needed to keep your service on, contact us at (608) 252-7144 with your payment confirmation number to ensure prompt processing.



Electric Service Rules and Regulations: Forms

| <p>MADISON GAS AND ELECTRIC COMPANY Post Office Box 1231 Madison, Wisconsin 53701 (608) 252-7141</p> <p>Name</p> | <p>DEPOSIT REQUEST</p> <p>DEPOSIT INFORMATION</p> <p>Date Due Date</p> <p>Bill Type Account No. Deposit Amount Due \$ For Service At:</p> | | | | | | | | | | |
|---|---|-------------|--------|--|--|---|--|---|--|---|--|
| <p>PLEASE RETURN TOP PORTION WITH PAYMENT</p> | | | | | | | | | | | |
| <table border="1" style="width: 100%; border-collapse: collapse;"> <thead> <tr> <th style="width: 80%; text-align: center;">DESCRIPTION</th> <th style="width: 20%; text-align: center;">AMOUNT</th> </tr> </thead> <tbody> <tr> <td style="padding: 10px;"> <p>A security deposit is requested for service at _____.</p> </td> <td></td> </tr> <tr> <td colspan="2" style="text-align: center; padding: 20px;">  </td> </tr> <tr> <td colspan="2" style="text-align: right; padding: 10px;"> <p>DEPOSIT AMOUNT DUE \$</p> <p>Due Date:</p> </td> </tr> <tr> <td colspan="2" style="text-align: center; padding: 10px;"> <p>Please Retain Lower Portion for Your Records</p> </td> </tr> </tbody> </table> | | DESCRIPTION | AMOUNT | <p>A security deposit is requested for service at _____.</p> | |  | | <p>DEPOSIT AMOUNT DUE \$</p> <p>Due Date:</p> | | <p>Please Retain Lower Portion for Your Records</p> | |
| DESCRIPTION | AMOUNT | | | | | | | | | | |
| <p>A security deposit is requested for service at _____.</p> | | | | | | | | | | | |
|  | | | | | | | | | | | |
| <p>DEPOSIT AMOUNT DUE \$</p> <p>Due Date:</p> | | | | | | | | | | | |
| <p>Please Retain Lower Portion for Your Records</p> | | | | | | | | | | | |



Electric Service Rules and Regulations: Forms

| | | | | | | |
|--|---|----------------------------|---|--------------------|--------------|----------|
| | | GUARANTEE AGREEMENT | | | | |
| Bill No. 50 | Account No. | Amount | Date Received | Service Start Date | Date Taken | Taken by |
| Billing Address | | | Service Address | | | |
| PLEASE RETURN WITHIN 20 DAYS. | | | | | | |
| Home Phone | <input type="checkbox"/> Residential <input type="checkbox"/> Commercial | | <input type="checkbox"/> Electric <input type="checkbox"/> Gas | | Meter Number | |
| Work Phone | | | | | | |
| <input type="checkbox"/> If this box is checked, we may require additional security following the accumulation of usage data - see attached letter for explanation. | | | | | | |
| <p>I guarantee payment, up to the amount listed above, for any services furnished by Madison Gas and Electric Company (MGE) to the customer at the address shown. This agreement will begin on the Service Start Date and will last through the earliest of the following dates:</p> <ol style="list-style-type: none"> 1. The date I request my guarantee to end. I understand this request must be submitted to MGE in writing at least 30 days in advance OR 2. The date the account is closed OR 3. _____ <p>I waive the privilege of receiving copies of disconnect notices sent to the customer whose account I guarantee. The undersigned hereby authorizes Madison Gas and Electric Company to investigate my personal credit, including obtaining consumer credit reports, solely for the purpose of establishing my viability and credit worthiness as guarantor.</p> | | | | | | |
| Guarantor's Signature | | | | | | |
| Guarantor's Home Address | | | | | | |
| Business Phone | | | Home Phone | | | |
| Approved by | | | Madison Gas and Electric Company 252-7141 | | | |
| <p>Both spouses will be responsible for payment of utility services unless a copy of the marital property agreement, unilateral statement, or court decree is provided to MGE before service is started. The guarantor agrees to be responsible for all legal fees MGE incurs in enforcing this agreement.</p> | | | | | | |

2706 02/07